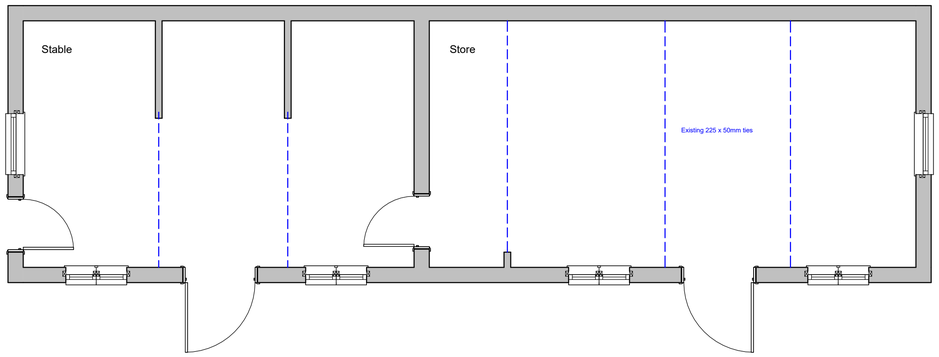


Ground Floor



Roof Plan




Site Plan 1:500

Site Plan 1:1250

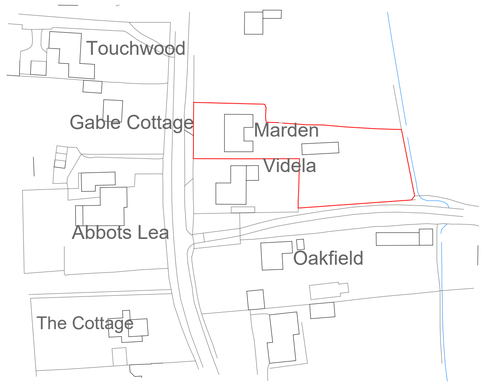


North

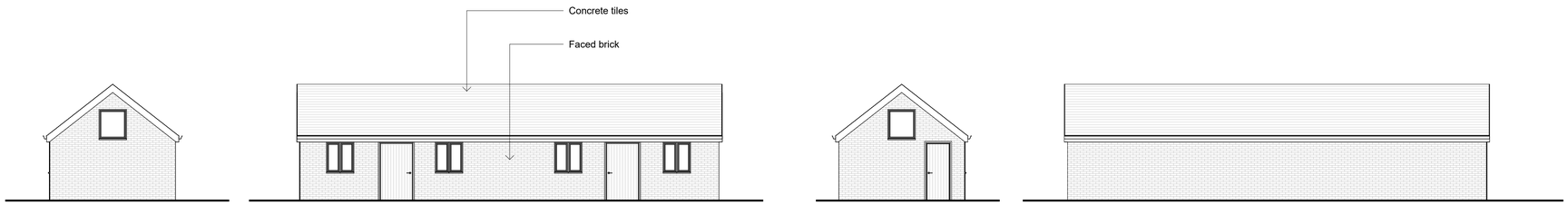


Rear Elevation

Side Elevation

Front Elevation

Side Elevation

Revisions

0.5 0 0.5 1 1.5 2 2.5
SCALE 50 m
1:

1 0 1 2 3 4 5
SCALE 100 m
1:

5 0 5 10 15 20 25
SCALE 500 m
1:

10 0 10 20 30 40 50
SCALE 1250 m
1:

Materials

| | | | |
|---|---|---|---|
| Drawing Number | 2026/180 | Sheet | 1 of 2 |
| Size | A1 | Scale | 1:50, 1:100, 1:500, 1:1250 |

Project

Existing details
September 2026

Job Title

Marden
Littleworth Lane
Partridge Green
RH13 8JF

Do Not scale from this drawing except for planning as photocopies will be subject to distortion
Drawings to be read in conjunction with all other Designers and structural engineers contract drawings and specifications: Any discrepancies must be brought to the attention of the Designer immediately.
The contractor must verify all dimensions by site measurement before ordering materials or manufacturing components
Substitute materials and products to those named will be acceptable if proven to be of equal or higher performance and not in conflict with other elements

M.J.Humphrey Ltd

RICS cabe chartered association of building engineers

Mel Humphrey MRICS
9 Aldsworth Avenue
Goring By Sea
West Sussex
BN12 4XQ

Mel@mjhumphrey.co.uk
07701055182

Adam Humphrey MCIOB
21 Pendine Avenue
Worthing
West Sussex
BN11 2NA

Adam@mjhumphrey.co.uk
07812419142