A D M A R C H I T E C T S

Date – May 2024
Project number - 1853
ADM file ref. – DOC - 2
internal copies: jf df IMB

BELL COTTAGE

Application Numbers: DC/23/2329 and DC/23/2330

DISCHARGE OF CONDITION(s)

for

Replacement Windows



CHARTERED ARCHITECTS
Members of the Royal Institute of British Architects
Registered with Architects Registration Board

TRINITY, STRETTINGTON
CHICHESTER, WEST SUSSEX, PO18 0LA, UNITED KINGDOM

T – 01243 771166 **E** - michael@adm**architects**.co.uk **W** - www.adm**architects**.co.uk

VAT. No. 620 536861

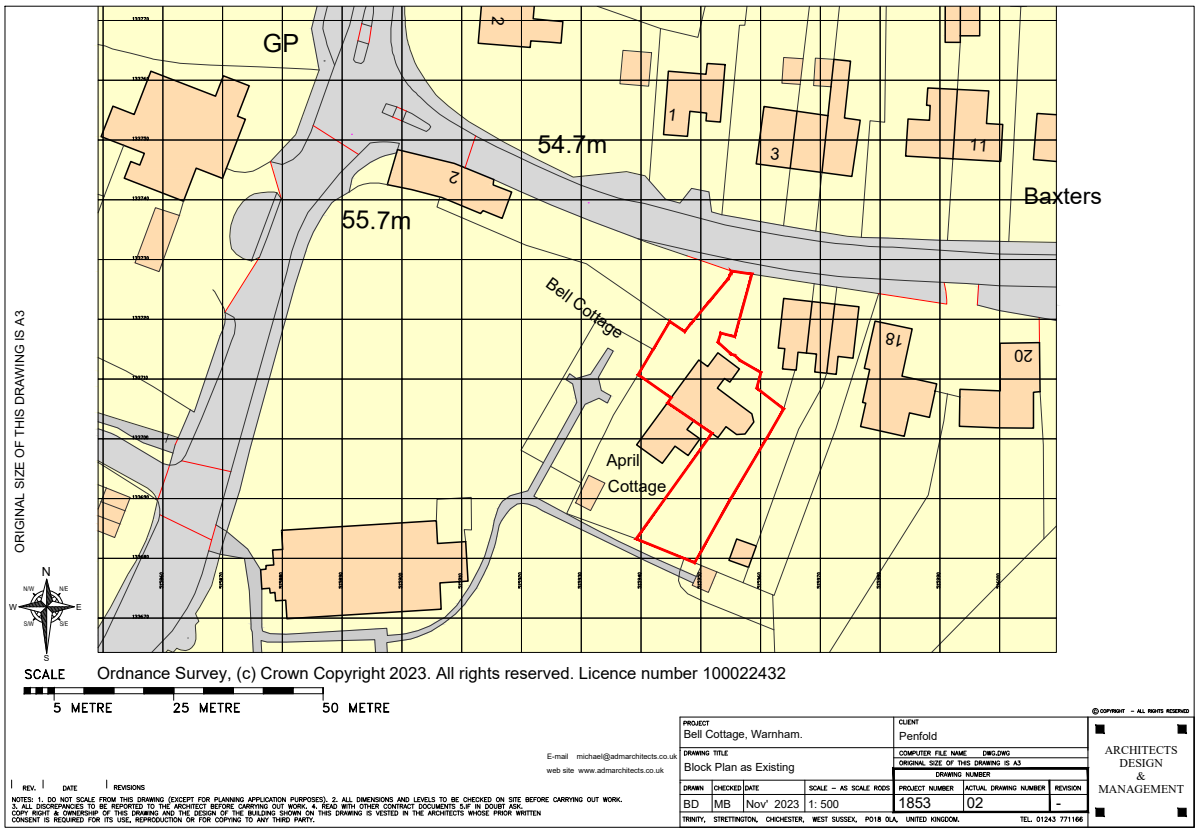

This location Map illustrates the positioning of the property in Warnham.



Elevation drawing as existing.

Application No. DC/23/2329

In pursuance of their powers under the above-mentioned Act and Order, the Council hereby notify you that they PERMIT the following development, that is to say:

Replacement of existing windows (wood and single glazed) (Householder Application)

Bell Cottage Bell Road Warnham West Sussex

to be carried out in accordance with Application No. DC/23/2329 submitted to the Council on 04/01/2024 and subject to compliance with the plans/documents and conditions specified hereunder.

> **3. Pre-Commencement Condition**: No development shall commence until a Methodology Statement relating to the surviving historic glass panes has been submitted to and approved in writing by the Local Planning Authority. The Statement shall identify the surviving historic glass panes to be retained in the new windows, the method of removal, and the method of installation within the new windows. Alternatively, where it is not possible to retain the surviving historic glass panes, a written statement justifying why this is not possible shall be included.
>
> Reason: As this matter is fundamental to ensure that the significance of the designated heritage asset, and the character, appearance and integrity of the building, is not prejudiced, thereby preserving the special architectural or historic interest which it possesses, and to comply with Policy 34 of the Horsham District Planning Framework (2015).

Application No. DC/23/2330

In pursuance of their powers under the above-mentioned Acts, the Council hereby GRANT Listed Building Consent for the following works:

Replacement of existing windows (wood and single glazed) (Listed Building Consent) Bell Cottage Bell Road Warnham West Sussex

in accordance with the details specified in your Application No. DC/23/2330 submitted to the Council on 04/01/2024 and subject to due compliance with the conditions and plans/documents specified hereunder.

> **2. Pre-Commencement Condition**: No works shall commence until a Methodology Statement relating to the surviving historic glass panes has been submitted to and approved in writing by the Local Planning Authority. The Statement shall identify the surviving historic glass panes to be retained in the new windows, the method of removal, and the method of installation within the new windows. Alternatively, where it is not possible to retain the surviving historic glass panes, a written statement justifying why this is not possible shall be included. The works shall take place in strict accordance with the approved Method Statement.
>
> Reason: As this matter is fundamental to ensure that the significance of the designated heritage asset, and the character, appearance and integrity of the building, is not prejudiced, thereby preserving the special architectural or historic interest which it possesses, and to comply with Policy 34 of the Horsham District Planning Framework (2015).

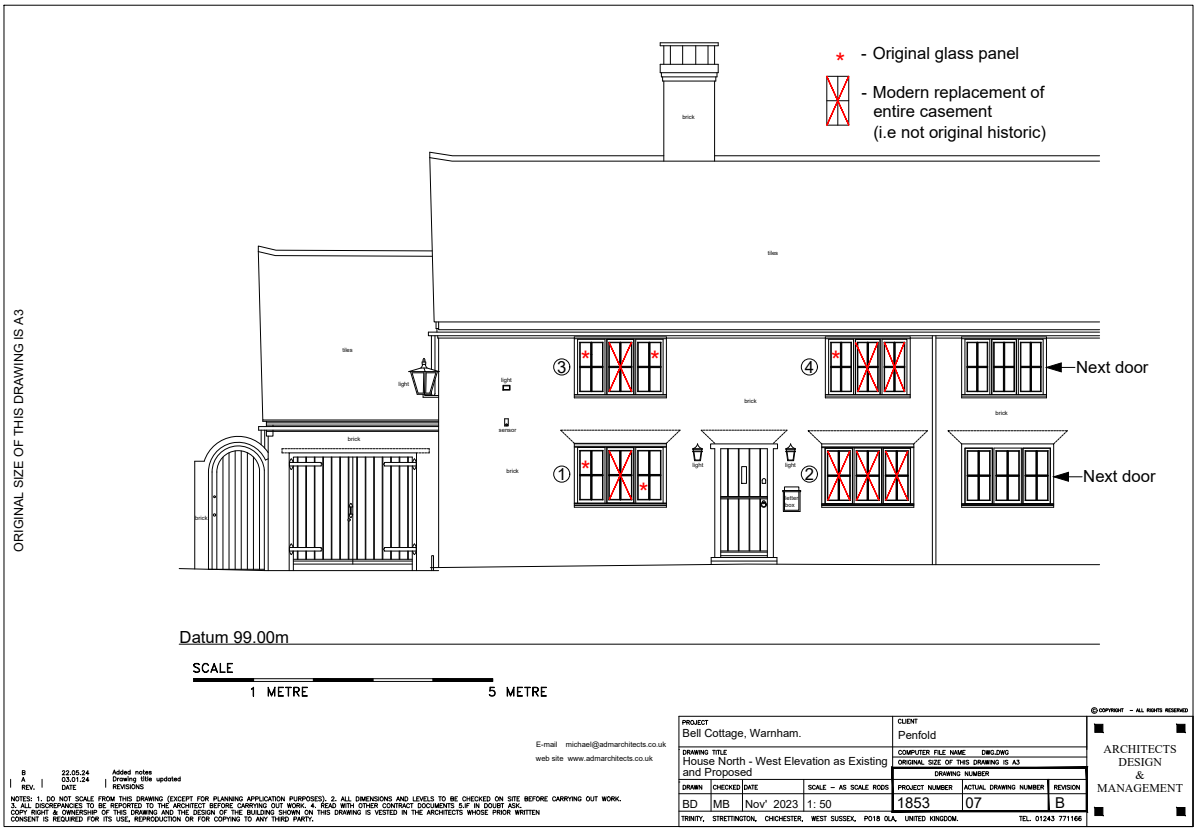

Window 1. There are 2 original panes of historic glass.

Window 2. There are no original panes of historic glass.

Window 3. There are 2 original panes of historic glass.

Window 4. There is 1 original pane of historic glass.

The individual panes of historic glass are illustrated in the above drawing. Care will be taken to remove these individual panes from the wooden casements. This will involve carefully cutting and scaping away the putty and pins which support the glass within the wooden casements. Hopefully the glass panes will not crack, though this is a possibility. The saved panes will then be carefully inserted into the new wooden window casements and secured with new pins, beads and putty.

The putty will be allowed to dry out prior to painting with white paint.

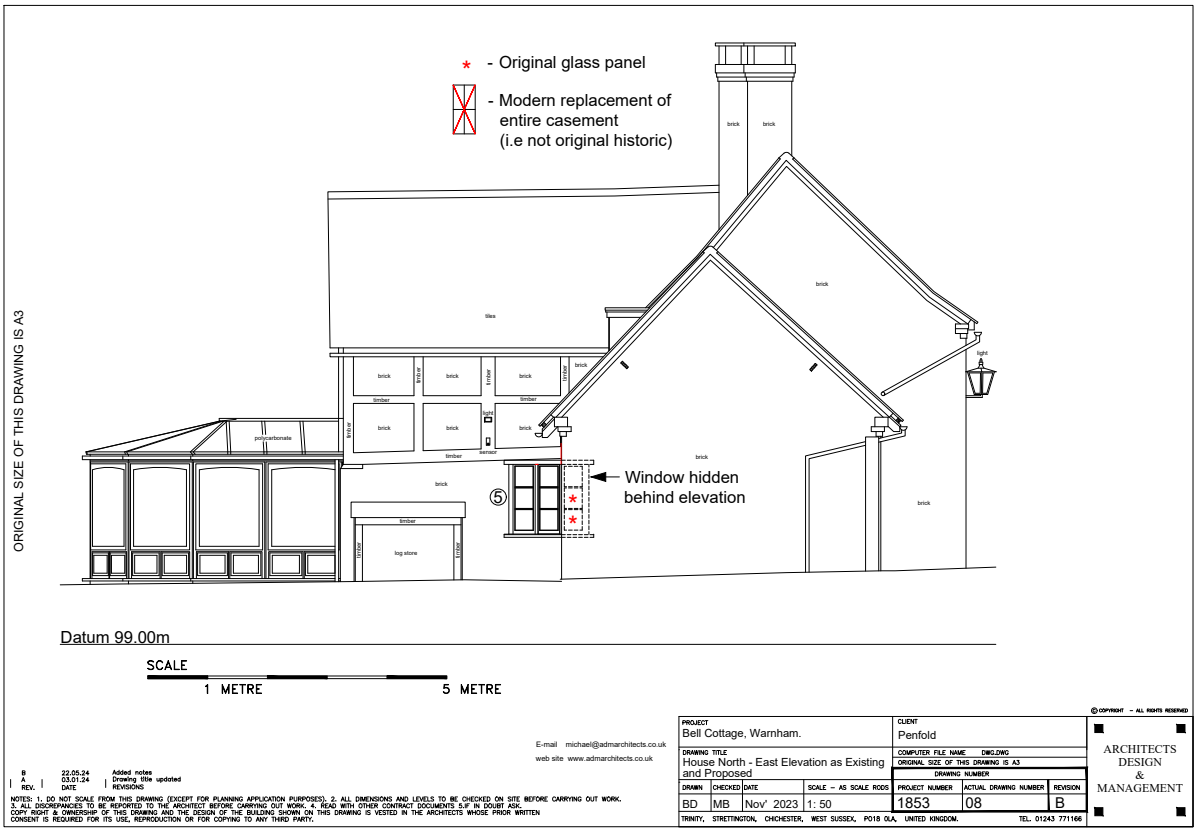

Window 5. There are 2 original panes of historic glass.

The individual panes of historic glass are illustrated in the above drawing. Care will be taken to remove these individual panes from the wooden casements. This will involve carefully cutting and scaping away the putty and pins which support the glass within the wooden casements. Hopefully the glass panes will not crack, though this is a possibility. The saved panes will then be carefully inserted into the new wooden window casements and secured with new pins, beads and putty.

The putty will be allowed to dry out prior to painting with white paint.

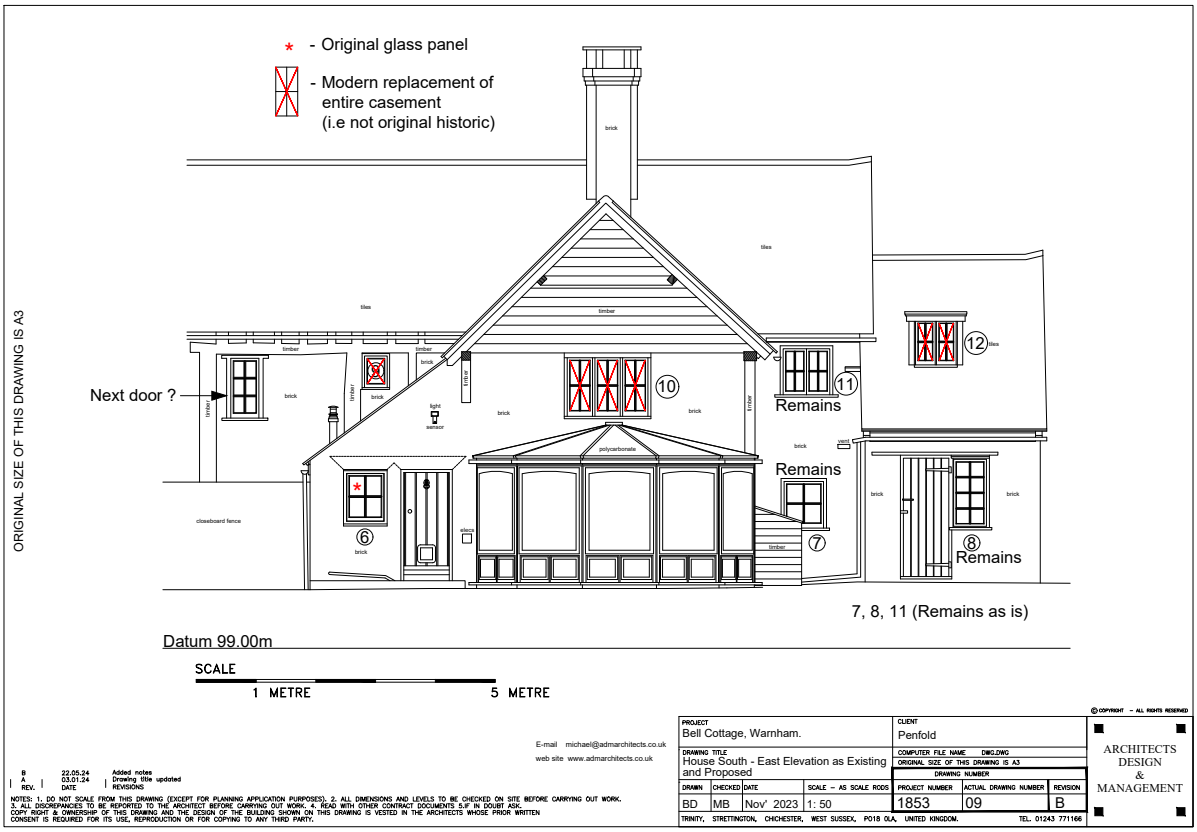

Window 6. There is 1 original pane of historic glass.

Window 7. The existing window is being retained.

Window 8. The existing window is being retained.

Window 9. There are no original panes of historic glass.

Window 10. There are no original panes of historic glass.

Window 11. The existing window is being retained.

The individual panes of historic glass are illustrated in the above drawing. Care will be taken to remove these individual panes from the wooden casements. This will involve carefully cutting and scaping away the putty and pins which support the glass within the wooden casements. Hopefully the glass panes will not crack, though this is a possibility. The saved panes will then be carefully inserted into the new wooden window casements and secured with new pins, beads and putty.

The putty will be allowed to dry out prior to painting with white paint.





These photographs illustrate the existing individual panes of glass secured with putty and pins in the wooden casement.