














































#### Hard Landscape Features

- Road asphalt
- Product: Vehicular tarmacadam
- Colour: Black
- Block paving type 1
- Product: Permeable concrete paving
- Colour: Traditional
- Flag paving
- Product: Concrete paving
- Colour: Buff
- Pavement asphalt
- Product: Pedestrian tarmacadam
- Colour: Black
- Cycle / Pedestrian path
- Product: Self binding gravel
- Colour: Buff
- Timber closeboard fence for private rear gardens
- Timber post and rail fence to gardens backed existing vegetation along the central drain
- Timber bench and litter bin
- Timber bollard type 1
- Product: Untreated wood with reflective strip
- Size: 125x125mm, 600mm above FFL

#### Soft Landscape Features

- Existing tree retained
- Refer to arboricultural report and drawings for details
- Existing understory vegetation retained
- Refer to arboricultural report and drawings for details
- Notes: Limited additional clearance required to accommodate proposed tree planting drawings for details.
- Rock protection area
- Refer to arboricultural report and drawings for details.
- Existing standing tree trunk retained for details
- Refer to arboricultural report and drawings for details
- Proposed tree species
- Refer to planting schedule for details.
- Rock Management System to be installed for proposed trees as required
- Proposed single species / ornamental hedge
- Refer to planting schedule for details
- Native shrub mix planting
- Refer to planting schedule for details
- Ornamental shrub & herbaceous (bulb) mix
- Refer to planting schedule for details
- Ornamental shrub & herbaceous (bulb) mix
- Refer to planting schedule for details
- Wildflower Meadow
- Product: EM4 meadow mixture for clay soil
- Wildflower Meadow for SUDS basin and swale
- Product: EM6 wildflower for wetlands

#### Other Features

- Proposed SUDS filter strip location
- Refer to engineers drawing for detail

Project:		D 01222525	Drawn for planning	CUB
Client:		C 26162425	Approved for planning and building	CUB
Drawing:		B 24162425	Drawn for planning and building	CUB
Drawing:		A 24162425	Drawn for planning and building	CUB
Drawing:		242114.L101	Drawn for planning and building	CUB

WICKHURST GREEN  
BROADBRIDGE HEATH  
VISTARY MAJOR PROJECTS  
DRAWING: LANDSCAPE AND SOFT LANDSCAPE PLAN  
(SHEET 01 OF 2)

242114.L101

Scale: 1:200 Date: 14/07/25 Drawn: CUB/MS Checked: JM

Disclaimer:  
The information contained in this drawing is for planning purposes only and is not to be used for any other purpose without the written consent of the design team.  
The design team is not responsible for any errors or omissions in this drawing.  
The design team is not responsible for any costs incurred by the client in connection with this drawing.

GE WAY

Posts

Posts

0 1 2 3 4 5  
SCALE 1:200  
20m