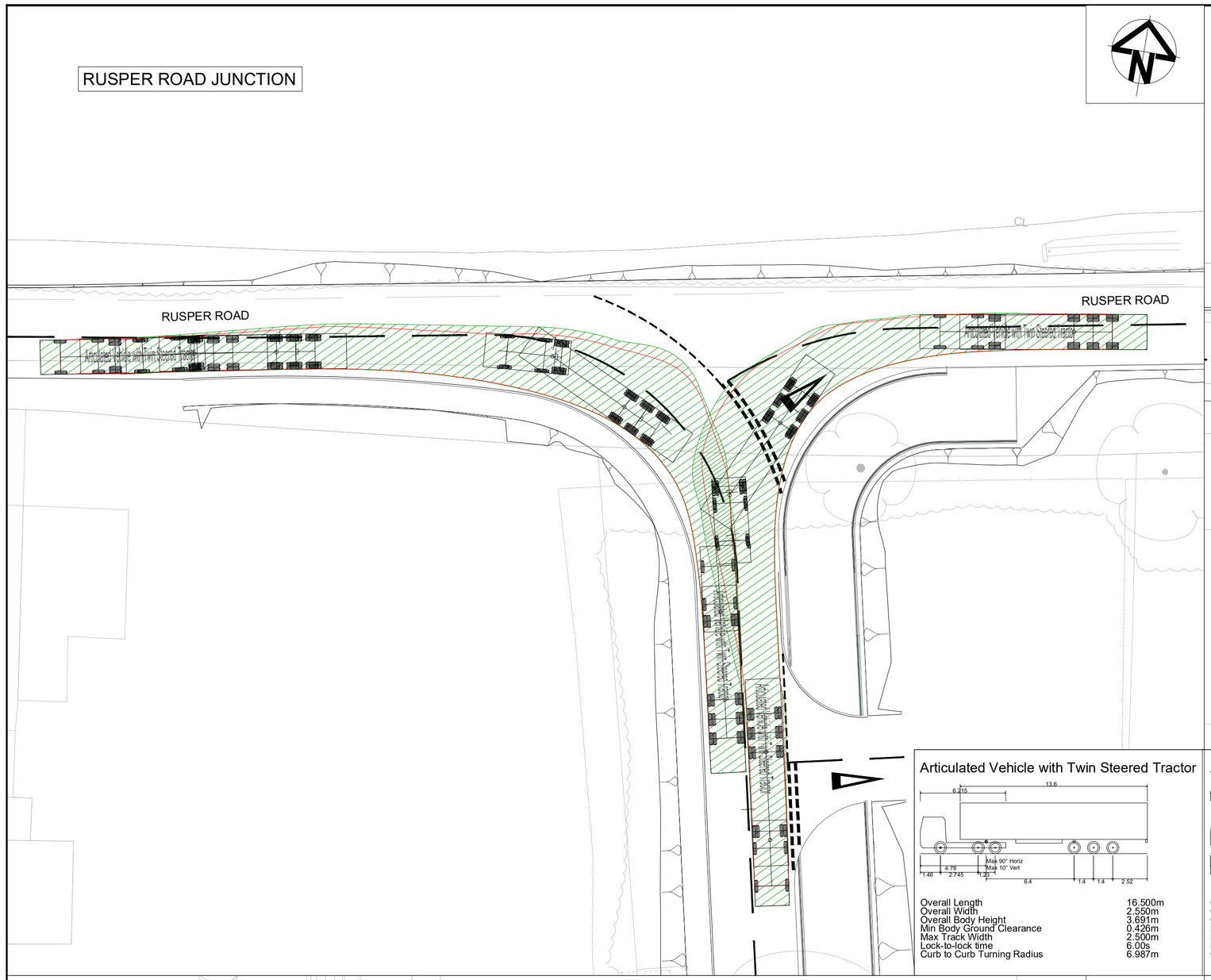

Articulated Vehicle with Twin Steered Tractor

Overall Length	16.500m
Overall Width	2.550m
Overall Body Height	3.691m
Min Body Ground Clearance	0.426m
Max Track Width	2.500m
Lock-to-lock time	6.00s
Curb to Curb Turning Radius	6.987m

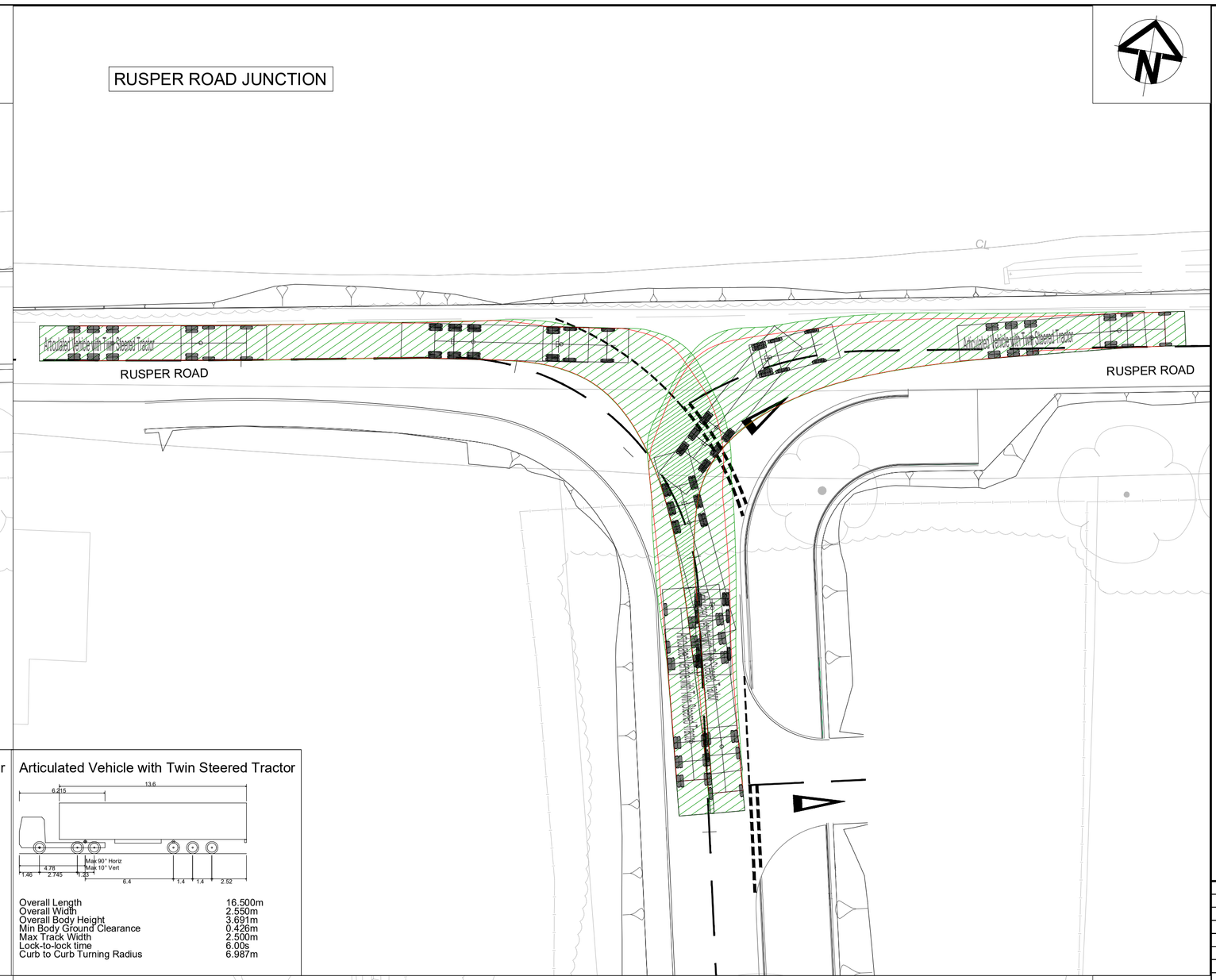

Articulated Vehicle with Twin Steered Tractor

Overall Length	16.500m
Overall Width	2.550m
Overall Body Height	3.691m
Min Body Ground Clearance	0.426m
Max Track Width	2.500m
Lock-to-lock time	6.00s
Curb to Curb Turning Radius	6.987m

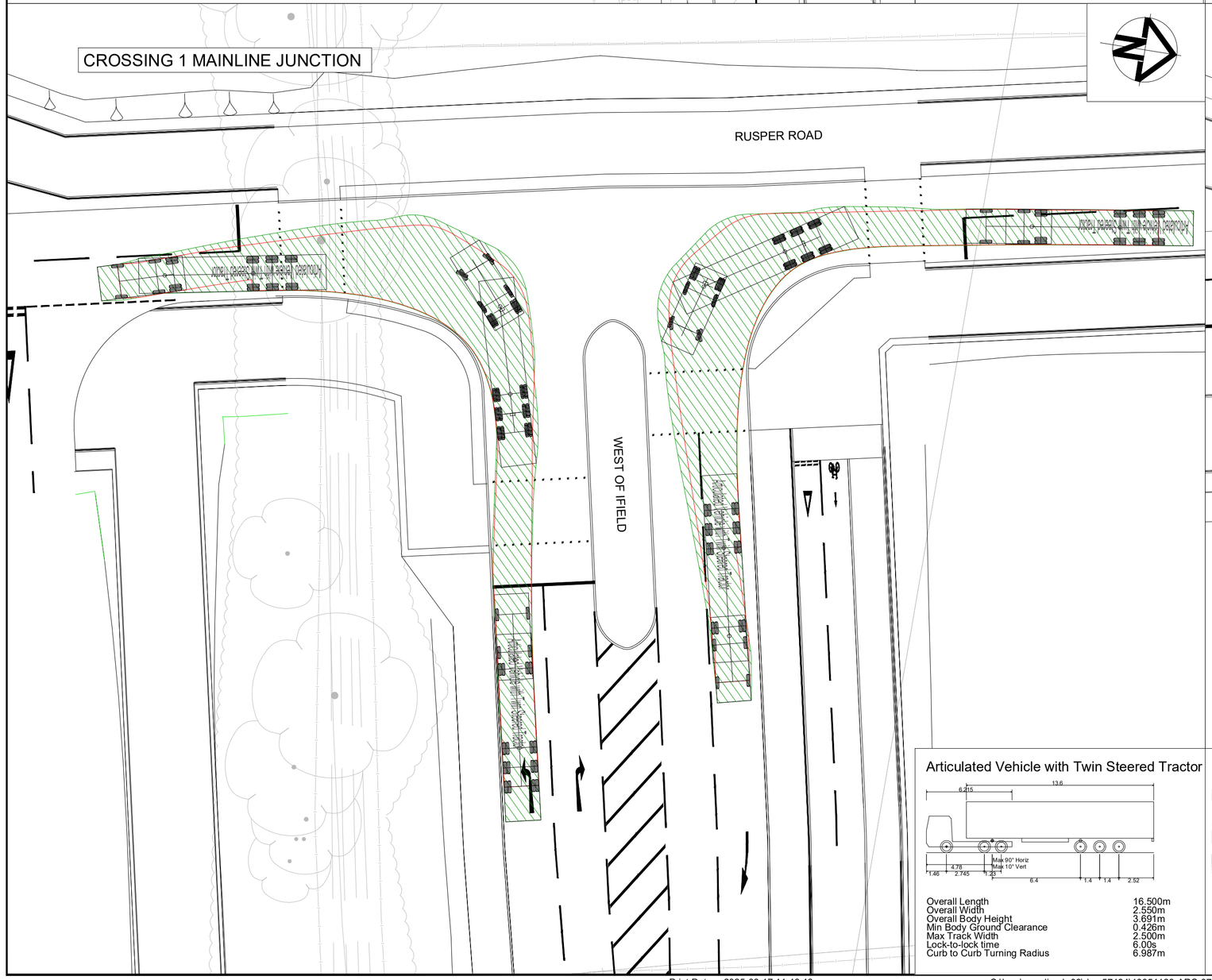

Articulated Vehicle with Twin Steered Tractor

Overall Length	16.500m
Overall Width	2.550m
Overall Body Height	3.691m
Min Body Ground Clearance	0.426m
Max Track Width	2.500m
Lock-to-lock time	6.00s
Curb to Curb Turning Radius	6.987m

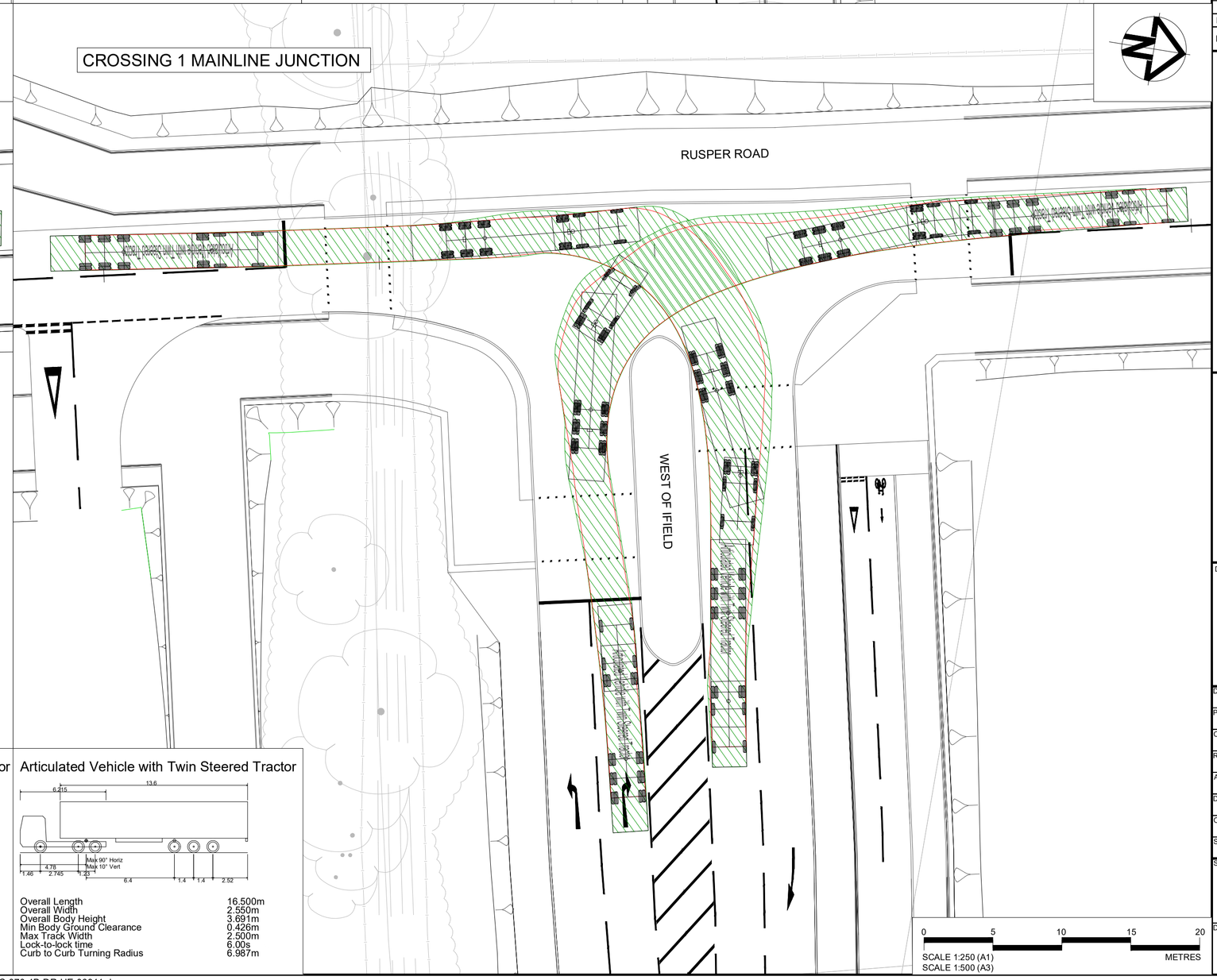

Articulated Vehicle with Twin Steered Tractor

Overall Length	16.500m
Overall Width	2.550m
Overall Body Height	3.691m
Min Body Ground Clearance	0.426m
Max Track Width	2.500m
Lock-to-lock time	6.00s
Curb to Curb Turning Radius	6.987m

0 5 10 15 20 METRES

SCALE 1:250 (A1)
SCALE 1:500 (A3)

NOTES:
1. ALL DIMENSIONS ARE IN METRES UNLESS STATED OTHERWISE.
2. DO NOT SCALE FROM DRAWING USE FIGURED DIMENSIONS ONLY.

KEY:
- ROAD LAYOUT
- CHASIS OUTLINE - FORWARD
- VEHICLE BODY OUTLINE - FORWARD
- VEHICLE TRACKING PATH

Rev	Date	Description	Prod.	Chk.	Rev.	App.
P01	12/06/25	Issued for planning	VK	SP	AP	SD

Homes England

Project:
West of Ifield

Site
Ifield, Crawley
West Sussex

Client
Homes England
Arpley House, 110 Birchwood Boulevard
Birchwood,
Warrington
WA3 7QH

ARCADIS

Registered office:
80 Fenchurch Street
London
EC3M 4BY

Coordinating office:
80 Fenchurch Street
London
EC3M 4BY
Tel: 44 (0)20 7812 2000

www.arcadis.com

© Copyright reserved

Drawing Title:
WEST OF IFIELD
PHASE 1B HIGHWAY
SWEPT PATH ANALYSIS
SHEET 1 OF 8

Designed: T.Chaudhry	Signed: Digitally Signed	Date: 11/06/25
Produced: v.k	Signed: Digitally Signed	Date: 11/06/25
Checked: S.Panesar	Signed: Digitally Signed	Date: 11/06/25
Reviewed: A.Pegler	Signed: Digitally Signed	Date: 12/06/25
Approved: S.Davies	Signed: Digitally Signed	Date: 12/06/25
Design Stage: Detailed Design		
Original Size: A1	Grid: OS	Datum: AOD
Suitability Code: A3	Scale: 1:250	Project Number: 10051123

Suitability Description:
Definition Design Stage Complete
Authorized and Accepted

Drawing Number: 10051123 - ARC - 070 - 1B - DR - HE - 00011

Revision: P01

Print Date: 2025-06-17 11:48:43

C:\bms\arcadis-uk-09\dms57184\10051123-ARC-070-1B-DR-HE-00011.dwg