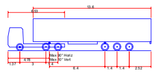

Max Legal Length (UK) Articulated Vehicle (16.5m)

Overall Length	16.500m
Overall Width	2.550m
Overall Body Height	3.681m
Min Body Ground Clearance	0.411m
Max Track Width	2.500m
Lock-to-lock time	6.00s
Curb to Curb Turning Radius	6.530m

Standard Design Vehicle (SDV)

Overall Length	4.800m
Overall Width	2.000m
Overall Body Height	1.950m
Min Body Ground Clearance	0.100m
Track Width	2.000m
Lock-to-lock time	4.00s
Wall to Wall Turning Radius	6.000m

Copy Of Elite 2 - 8x4 (Thames Water)

Overall Length	8.500m
Overall Width	2.500m
Overall Body Height	3.382m
Min Body Ground Clearance	0.363m
Track Width	2.500m
Lock-to-lock time	4.00s
Wall to Wall Turning Radius	11.120m

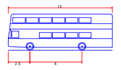

Rigid Public Service Vehicle

Overall Length	12.000m
Overall Width	2.550m
Overall Body Height	4.173m
Min Body Ground Clearance	0.344m
Track Width	2.550m
Lock-to-lock time	4.00s
Curb to Curb Turning Radius	10.500m

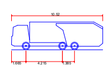

Phoenix 2-23W (with Elite 2 6x4 chassis)

Overall Length	10.520m
Overall Width	2.530m
Overall Body Height	3.211m
Min Body Ground Clearance	0.416m
Track Width	2.530m
Lock-to-lock time	4.00s
Curb to Curb Turning Radius	9.950m

DB32 Pantechnicon

Overall Length	9.570m
Overall Width	2.520m
Overall Body Height	4.571m
Min Body Ground Clearance	0.383m
Track Width	2.300m
Lock-to-lock time	6.00s
Curb to Curb Turning Radius	10.450m

Scale - 1:500

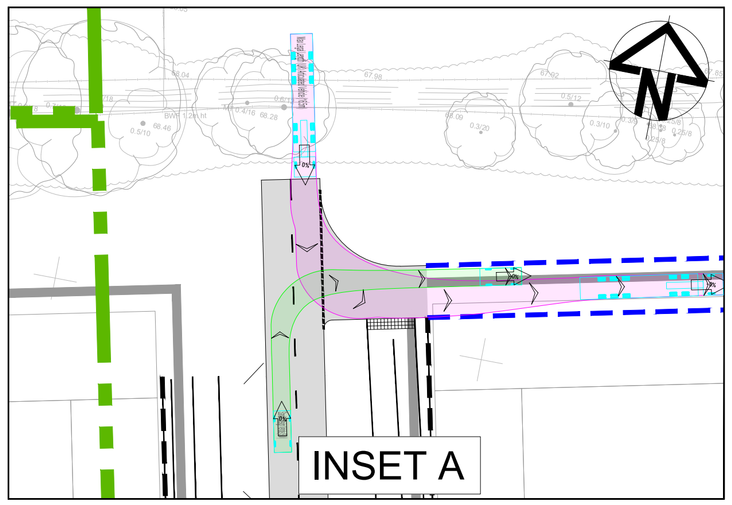

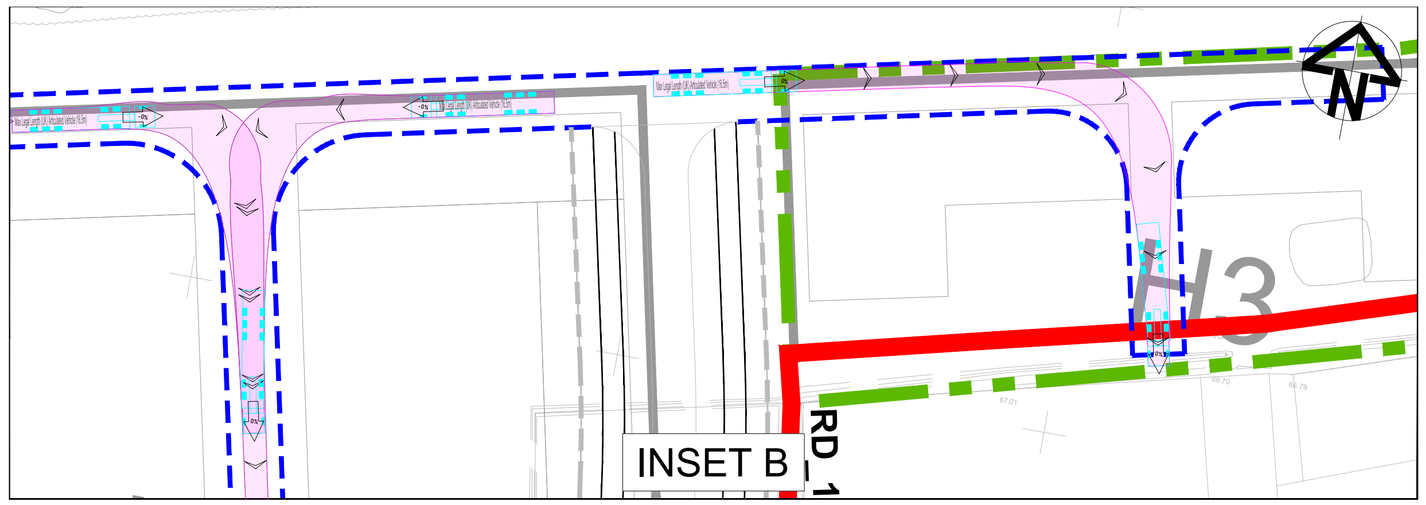

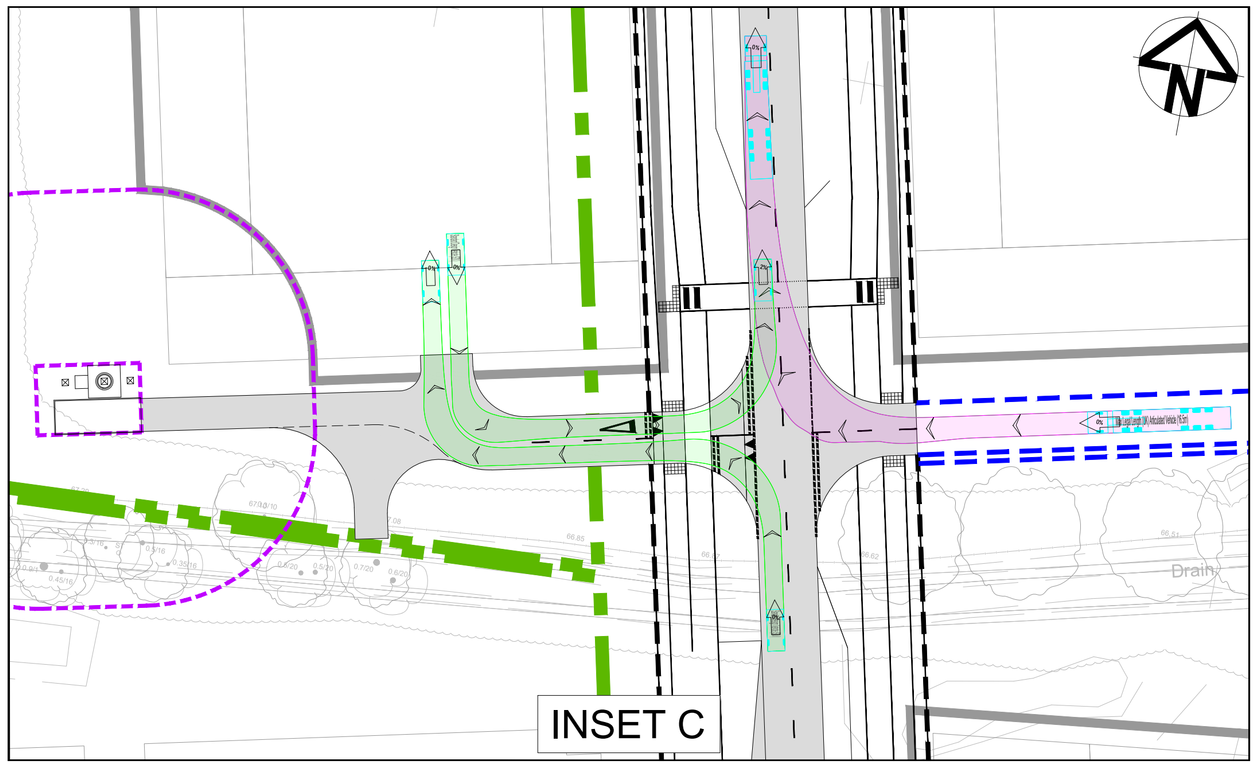

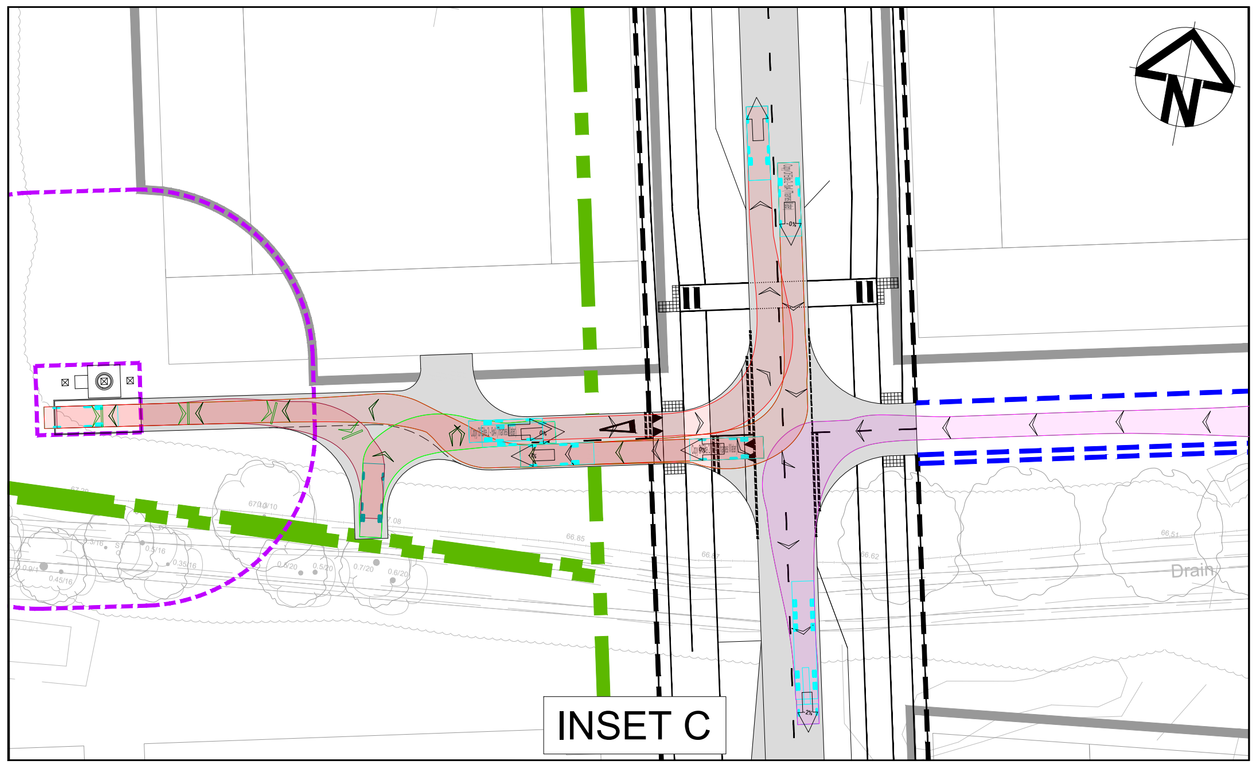

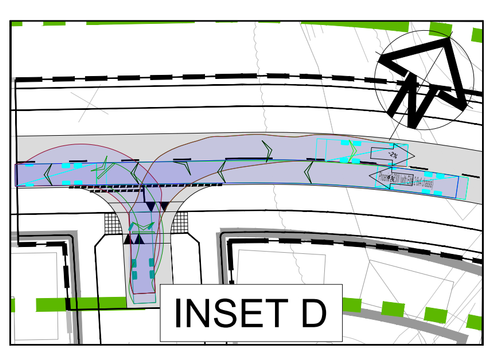

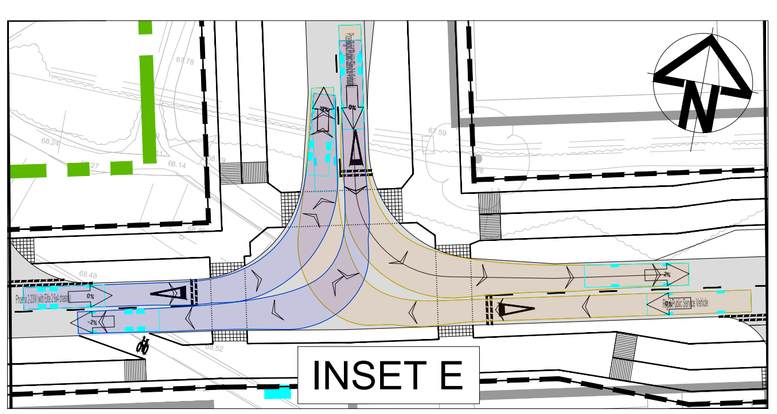

Key Plan:
NTS

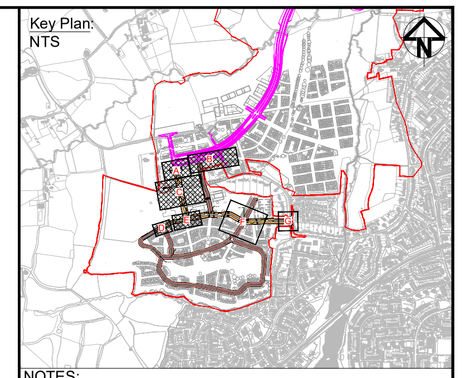

NOTES:

1. ALL DIMENSIONS ARE IN METRES UNLESS STATED OTHERWISE.
2. DO NOT SCALE FROM DRAWING USE FIGURED DIMENSIONS ONLY.
3. REFER DRAWING NUMBERS 10051123-ARC-070-1A-DR-CE-00002 AND 00003 FOR FURTHER DETAILS OF VEHICLE TRACKING PATHS CONTAINED WITHIN THE INSETS SHOWN HERE.
4. FOR GENERAL ARRANGEMENT REFER DRAWING NUMBERS 10051123-ARC-010-1A-DR-CE-00001 TO 00015.
5. FOR PRIMARY AND SECONDARY ROUTES RIGID PUBLIC SERVICE VEHICLE AND PHOENIX 2-23W (WITH ELITE 2 6x4 CHASSIS) ARE USED AS CHECK VEHICLES FOR VEHICLE TRACKING RESPECTIVELY.
6. FOR ACCESS TO PUMPING STATION COPY OF ELITE 2 - 8X4 (THAMES WATER) IS USED AS A CHECK VEHICLE FOR VEHICLE TRACKING.
7. MAX LEGAL LENGTH (UK) ARTICULATED VEHICLE (16.5M) IS USED TO ANALYSE THE VEHICLE TRACKS REQUIRED FOR THE LOADING AND UNLOADING OF MATERIALS ALONG THE PARCELS.
8. REFER TO 10051123-ARC-XXX-1A-DR-CE-00002 FOR ADDITIONAL KEY

LEGEND:

- HYBRID PLANNING APPLICATION RED LINE
- STANDARD DESIGN VEHICLE (SDV)
- MAX LEGAL LENGTH (UK) ARTICULATED VEHICLE
- COPY OF ELITE 2 - 8x4 (THAMES WATER)
- RIGID PUBLIC SERVICE VEHICLE
- PHOENIX 2-23W
- PANTECHNICON VEHICLE
- VEHICULAR CARRIAGEWAY

Rev.	Date	Description	Prod.	Chk.	Rev.	App.
P01	05/08/24	FIRST ISSUE	SS	CB	TF	SD
P02	12/05/25	PLANNING ISSUE	DH	CH	SD	SD

Homes England

Project:

West of Ifield

Site

Ifield, Crawley
West Sussex

Client

Homes England
Arpley House, 110 Birchwood Boulevard
Birchwood,
Warrington
WA3 7QH

ARCADIS

Registered office:
80 Fenchurch Street
London
EC3M 4BY

Coordinating office:
80 Fenchurch Street
London
EC3M 4BY
Tel: 44 (0)20 7812 2000

www.arcadis.com

© Copyright reserved

Drawing Title:

VEHICLE TRACKING PATHS
SHEET 1

Designed: D.Hillier	Signed: Digitally Signed	Date: 09/05/25
Produced: D.Hillier	Signed: Digitally Signed	Date: 12/05/25
Checked: C.Higgins	Signed: Digitally Signed	Date: 12/05/25
Reviewed: S.Davies	Signed: Digitally Signed	Date: 12/05/25
Approved: S.Davies	Signed: Digitally Signed	Date: 12/05/25
Design Stage: Detailed Design		
Original Size: A1	Grid: OS	Datum: AOD
Suitability Code: S5	Scale: 1:500	Project Number: 10051123

Suitability Description:

Suitable for Planning

Drawing Number: 10051123-ARC-070-1A - DR - CE00018

Revision: P02

0 10 20 30 40 50 METRES

SCALE 1:500 (A1)
SCALE 1:1000 (A3)

Print Date: 2025-05-12 21:28:54

C:\bms\arcadis-uk-09\dms57346\10051123-ARC-070-1A-DR-CE-00018.dwg