



Scale Bar 1:100




This drawing is to be read in conjunction with all other relevant drawings and specifications. Do not scale from this drawing (Unless for planning purposes). Use figured dimensions only. All levels and dimensions to be checked on site prior to commencement of works on site. All dimensional discrepancies are to be brought to the immediate attention of the originator. Responsibility cannot be accepted for alteration and/or deviation from this design without prior knowledge. Copyright reserved. This drawing may only be used under licence for the client and location specified in the title block. It may not be copied or disclosed to any other third party without prior written consent.

It is the responsibility of the Client to check Legal Boundaries are correctly indicated and that relevant Party Wall Notices (usually served via a Surveyor) where required have been served to adjoining neighbours prior to any commencement of works. No responsibility will be held by Simon Harvey Designs Ltd for any failure in the above.

PROPOSED MATERIALS SCHEDULE



Roof Tiling:
Heritage Tiles - Clayhall Red Blend clay plain tile.



Guttering:
PPC cast aluminium heritage type half-round and circular downpipes. Alumasc or similar.



Vertical Tile-Hanging:
Heritage Tiles - Clayhall Medium Blend clay plain tile.



Roof sprocket:
Horsham stone type sprocket detail




Rooflights:
Black conservation type set with low profiles.




Columns:
plinth bricks with stone bases.



Stonework Detailing:
Local Horsham or Fittleworth rubblestone in natural mortar. Complimentary recon. stone cill detailing where denoted.



Facing Brickwork:
Weinergera Colorado or Warnham Red Stock facing bricks, laid in natural mortar. Laid Garden wall bond. Trial panel to be erected prior in both types for approval.



Windows and Doors:
Painted timber framed, double glazed flush casement windows and doors with stone cill detailing.

LOCAL VERNACULAR / PRECEDENT




Some Images copyright property of and by courtesy of Google Inc

The village of Warnham and surrounding areas have a strong local vernacular, with abundance of interesting architectural detailing. Styles ranging from large country houses such as Field Place, large landed farmhouses and manors, like Warnham Lodge, Westons and medium sized historic timber framed hall houses. Even down to fairly modest village terraces, there is a strong sense of place and dialogue in use of materiality and design. Many presenting a strong palette of rich clay based red and brown hues, many underlying an original Horsham Stone roof. Inspiration has been taken from the existing properties in order to present the correct materials and shape the form for the new property as proposed.

A - Amendment to imagery. - 02.12.2025

Revision



SIMON HARVEY DESIGNS LTD

2 Greenfield Way,
Storrington,
West Sussex.
RH20 4PY

t: 07833 178649
e:office@simonharveydesigns.com

Client: Mr & Mrs Sharpe

Project: New Build Dwellinghouse at;

Address: Land north of Warnham Lodge,
Mayes Lane,
Warnham,
West Sussex.
RH12 3SG

Drawing Title: MATERIAL SCHEDULE

Drawing Number: 157_07

Date: November 2025 Scale: 1:100 @A3

PLANNING