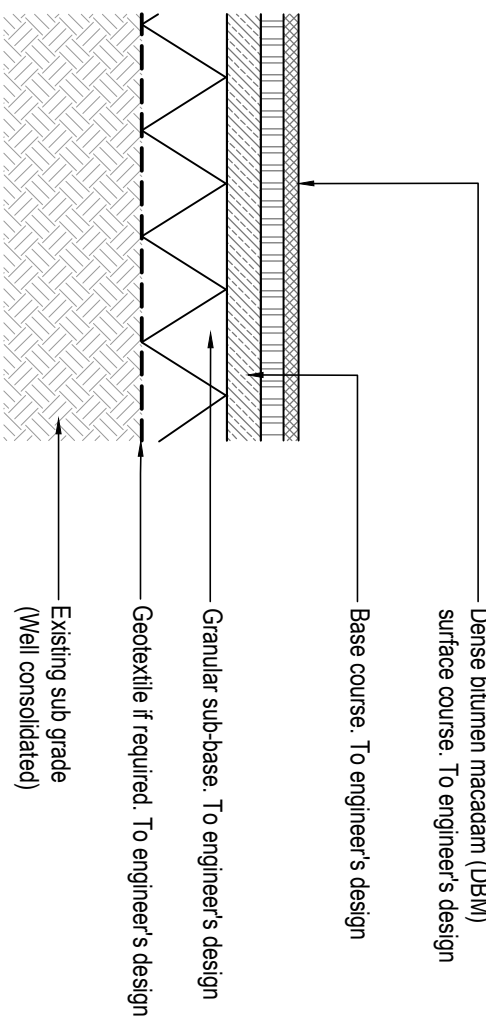


- All dimensions in millimetres unless otherwise indicated. All levels in meters relative to the datum.
- Figure dimensions only to be taken from this drawing. Dimensions and levels to be checked on site.
- For civil and structural matters including retaining walls and proposed services, slab-base construction and site structures including retaining walls (over 900mm height) refer to the relevant drawings.
- The drawings and details of this drawing was produced to order - any omissions, errors, should not be relied upon to accurately reflect all drawing elements.
- This drawing has been prepared for planning purposes only and should not be used for construction, tender or construction.

01 TYPICAL VEHICULAR BITUMAC
TYPICAL SECTION

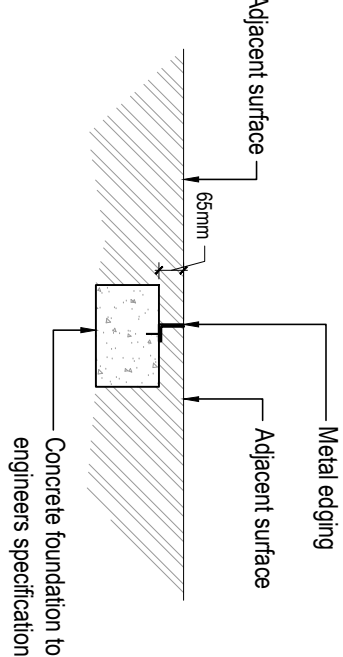
1:20



NOTE:
1. All to Engineer's design.
Manufacturer: Contractor choice
Type: Versapave bitmac
Colour: Black

05 TYPICAL STEEL EDGING - BETWEEN HARD SURFACES
TYPICAL SECTION

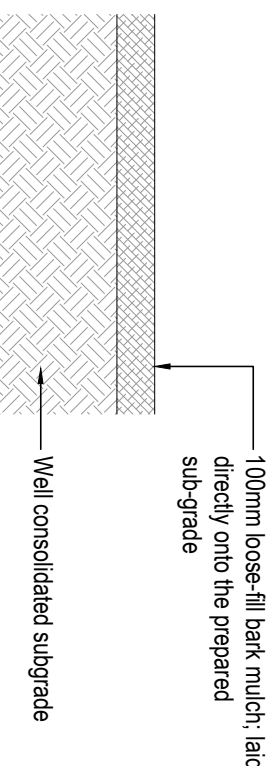
1:20



Manufacturer: According to engineer's specification
Product: According to engineer's specification

09 BARK MULCH SURFACING
TYPICAL SECTION

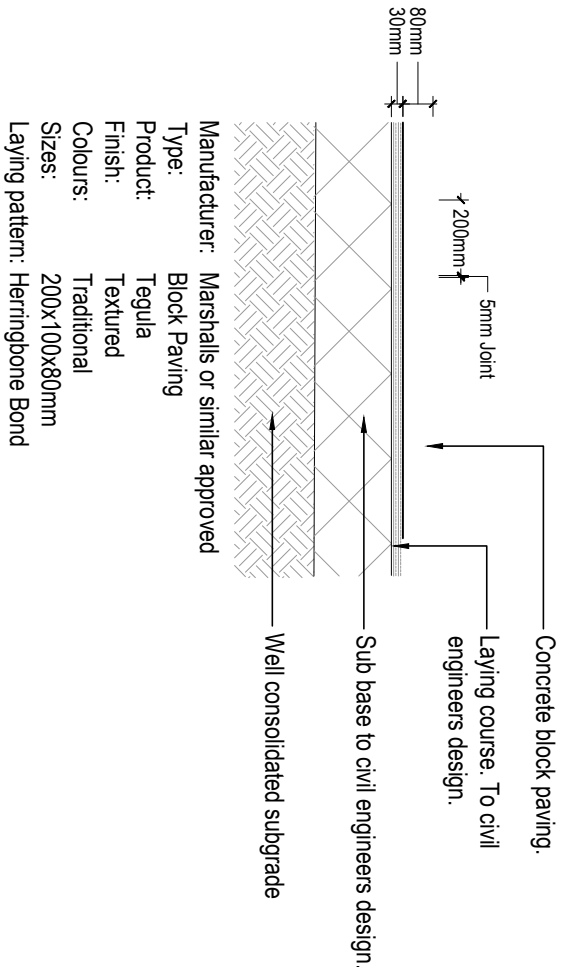
1:20



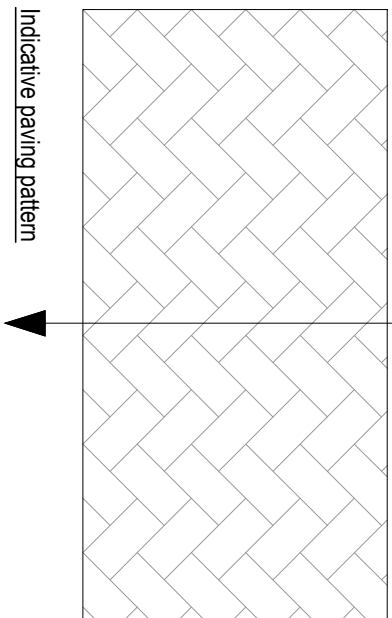
Bark mulch
Manufacturer: Contractor Choice
Product: Contractor Choice
Colour: As supplied. Submit sample for approval
Fire testing: BS4790 compliance

02 PERMEABLE BLOCK PAVING 80MM (PARKING AREAS)
SECTION

1:20

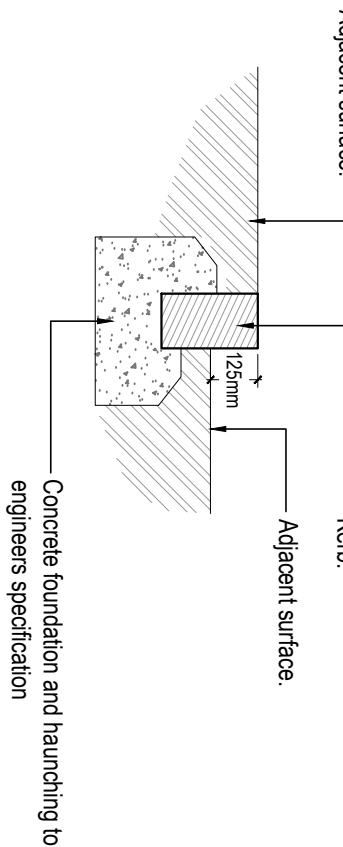


Manufacturer: Marshalls or similar approved
Type: Block Paving
Product: Tegula
Finish: Textured
Colours: Traditional
Sizes: 200 X 100 X 50mm
Laying pattern: Herringbone bond



06 KERB - RAISED TO HARD
SECTION

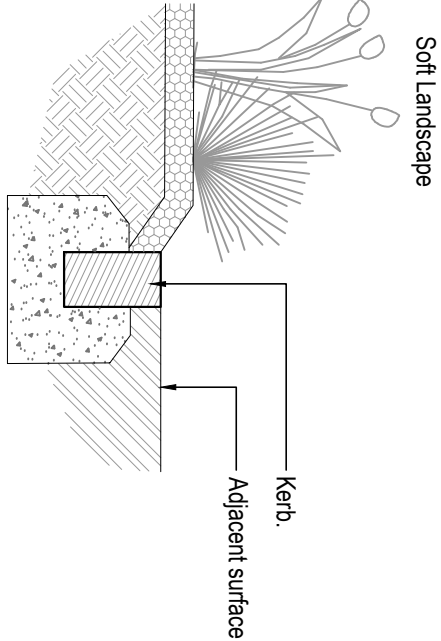
1:20



Manufacturer: According to engineer's specification
Product: According to engineer's specification

10 KERB - FLUSH TO SOFT
SECTION

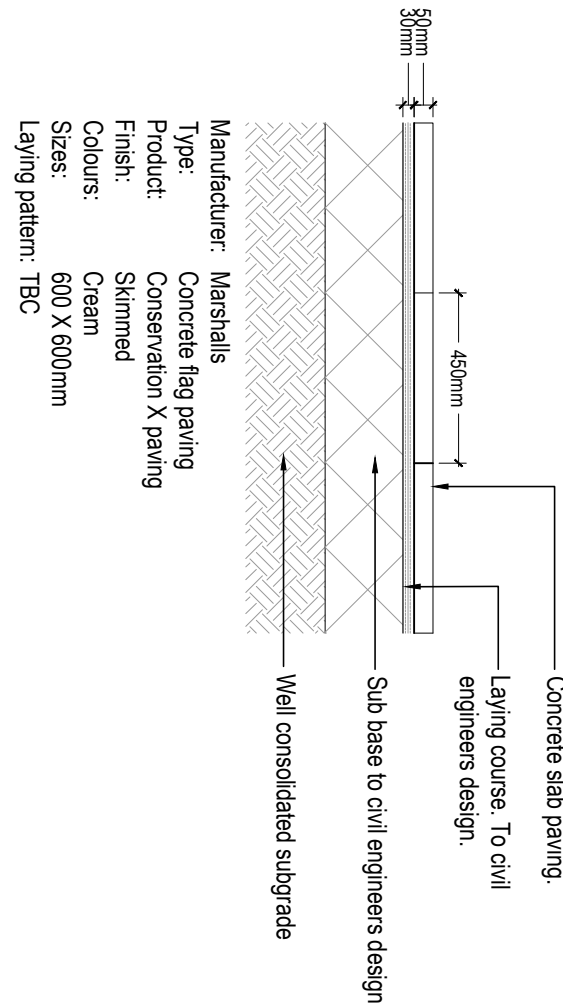
1:20



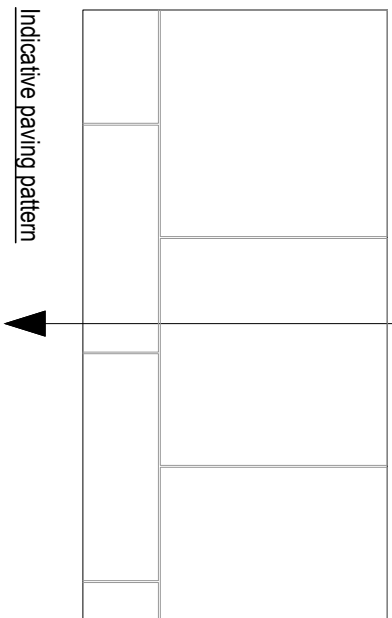
Manufacturer: Aggregate Industries (Charcon)
Product: Eco Countryside Classic
Colour: Black fleck
Profile: Square
Size: 145x255x53 4mm

03 SLAB PAVING - PATIOS
SECTION

1:20

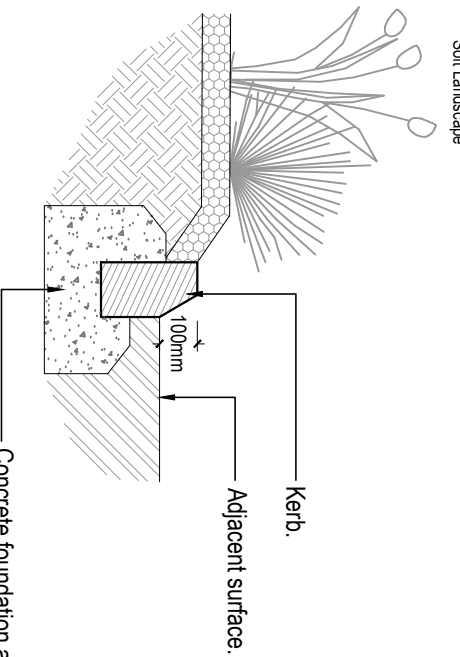


Manufacturer: Marshalls
Type: Concrete slab paving
Product: Concrete X paving
Finish: Smooth
Colours: Cream
Sizes: 600 X 600mm
Laying pattern: TBC



07 KERB - RAISED TO SOFT
SECTION

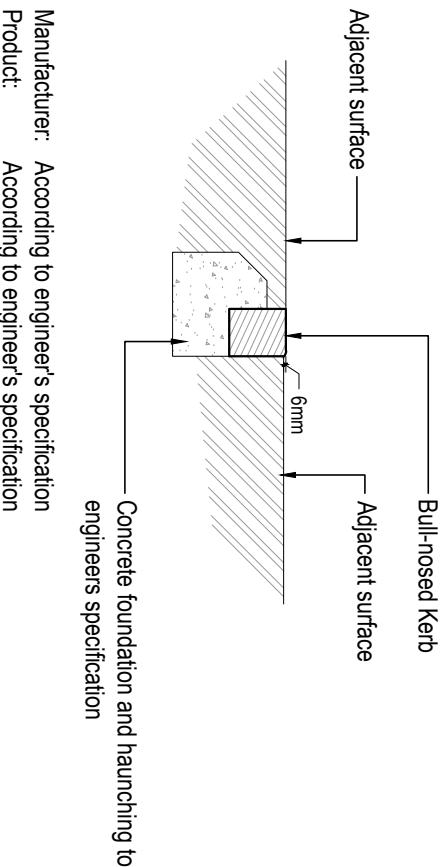
1:20



Manufacturer: According to engineer's specification
Product: According to engineer's specification

11 CONCRETE DROP KERB
Section

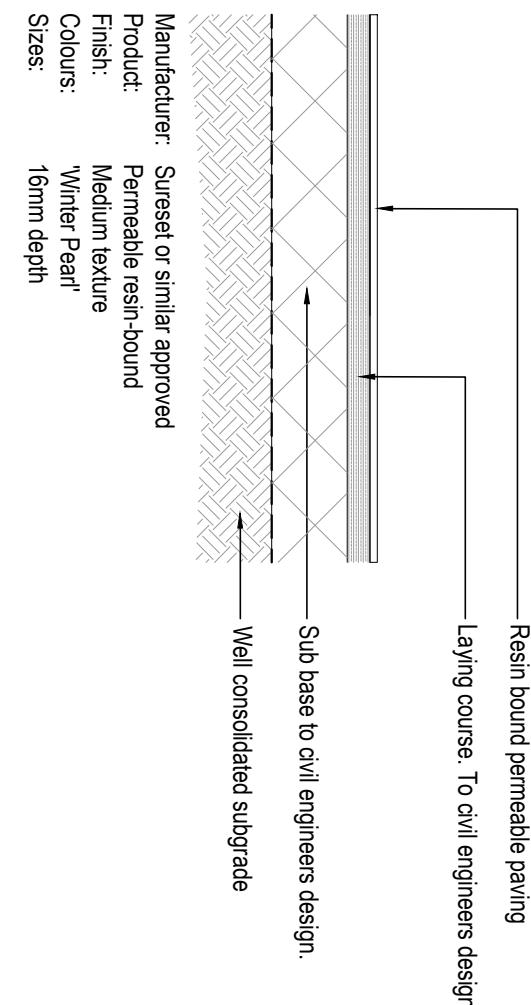
1:20



Manufacturer: According to engineer's specification
Product: According to engineer's specification

04 TYPICAL RESIN BOUND PERMEABLE PAVING
TYPICAL SECTION

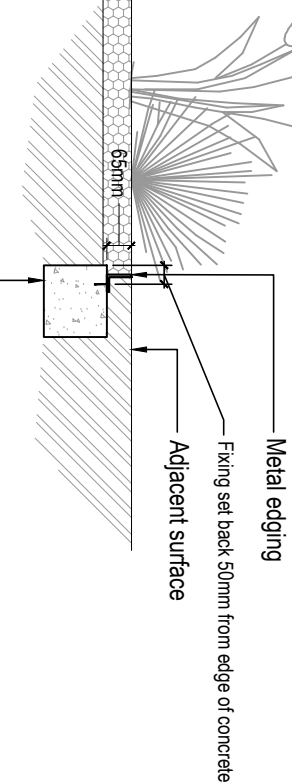
1:20



Manufacturer: Sunaset or similar approved
Product: Permeable resin bound
Finish: Medium texture
Colours: Winter Pearl
Sizes: 10mm depth

08 TYPICAL STEEL EDGING - TO SOFT LANDSCAPE
TYPICAL SECTION

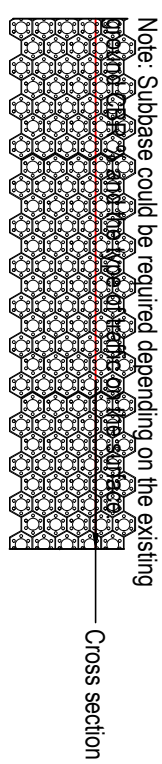
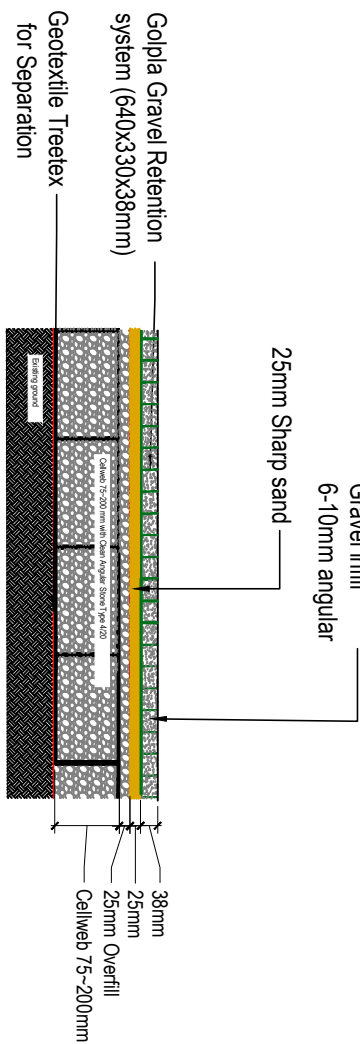
1:20



Manufacturer: Ecoledge or similar approved
Product: T1 profiled flexible metal edging - All Excel
Size: 65mm height (dependent on binder course depth)

12 Tertiary Streets/ Parking Courts
Section

1:20



Note: Subbases could be required depending on the existing ground conditions and the proposed use of the surface.

REV	DATE	BY	REASON
1/01	2018-05-25	12/1	First Issue

project: Hilliers Lane, Warrimoo

title: Hillier Landscape Detail Plan 1 of 3

status: Stage 3

scale: @ A1 1:20

dwg no: 2516-TF-XJ-00-DR-L-0004

references: