



Horsham District Council
Parkside
Chart Way
Horsham
West Sussex
RH12 1RL

Your ref
DC/24/1676

Our ref
DSA000040747

Date
17th of April 2025

Contact
Tel 0330 303 0119

Dear Sir/Madam,

Proposal: Reserved Matters application pursuant to Outline Planning Consent DC/21/2321, as varied by application DC/24/1204. The Reserved Matters comprise details of 160 no dwellings, associated internal access roads, parking and landscaping for areas east of the right of way. Details of appearance, landscaping, layout and scale to be considered.

Site: New Place Nurseries London Road Pulborough West Sussex.

Thank you for your correspondence, please see our comments below regarding the above application.

There is currently adequate capacity in the local sewerage network to accommodate a foul flow of **1.45 l/s** for the above development at manhole reference **TQ05198001**. Please note that no surface water flows (existing or proposed) can be accommodated within the existing foul sewerage system unless agreed by the Lead Local Flood Authority in consultation with Southern Water, after the hierarchy Part H3 of Building Regulations has been complied with.

Connection to Public Sewer

Southern Water requires a formal application for a connection to the public sewer to be made by the applicant or developer.

To make an application visit Southern Water's Get Connected service: <https://developerservices.southernwater.co.uk> and please read our New Connections Charging Arrangements documents which are available on our website via the following link: <https://www.southernwater.co.uk/developing-building/connection-charging-arrangements>

We request that should this planning application receive planning approval, the following informative is attached to the consent: Construction of the development shall not commence until details of the proposed means of foul sewerage and surface water disposal have been submitted to, and approved in writing by the Local Planning Authority in consultation with Southern Water.

Southern Water, Southern House, Yeoman Road, Worthing, West Sussex, BN13 3NX
[southernwater.co.uk](https://www.southernwater.co.uk)

Southern Water Services Ltd, Registered Office: Southern House, Yeoman Road, Worthing, West Sussex, BN13 3NX Registered in England No. 2366670

Proposed SUDS

If it is the intention of the developer for Southern Water to adopt the proposed SuDS, the system shall be designed and constructed in line with the Design and Construction Guidance www.water.org.uk/sewerage-sector-guidance-approved-documents/

No Soakaways should be connected to the public surface water sewer.

The supporting documents make reference to drainage using Sustainable Drainage Systems (SuDS). Where SuDS form part of a continuous sewer system, and are not an isolated end of pipe SuDS component, adoption of SuDS will be considered if requested by the developer if they comply with: Design and Construction Guidance (Appendix C), CIRIA guidance and Southern Water SuDS Guidance available here:

<https://www.water.org.uk/sewerage-sector-guidance-approved-documents/>

<https://www.ciria.org/ItemDetail?iProductCode=C753F&Category=FREEPUBS>

<https://www.southernwater.co.uk/media/l4ndl3db/suds-final-080824.pdf>

Where SuDS rely upon facilities which are not adoptable by sewerage undertakers the applicant will need to ensure that arrangements exist for the long-term maintenance of the SuDS facilities. It is critical that the effectiveness of these systems is maintained in perpetuity. Good management will avoid flooding from the proposed surface water system, which may result in the inundation of the foul sewerage system.

Thus, where a SuDS scheme is to be implemented, the drainage details submitted to the Local Planning Authority should:

- Specify the responsibilities of each party for the implementation of the SuDS scheme.
- Specify a timetable for implementation.
- Provide a management and maintenance plan for the lifetime of the development.

This should include the arrangements for adoption by any public authority or statutory undertaker and any other arrangements to secure the operation of the scheme throughout its lifetime.

This initial assessment does not prejudice any future assessment or commit to any adoption agreements under Section 104 of the Water Industry Act 1991.

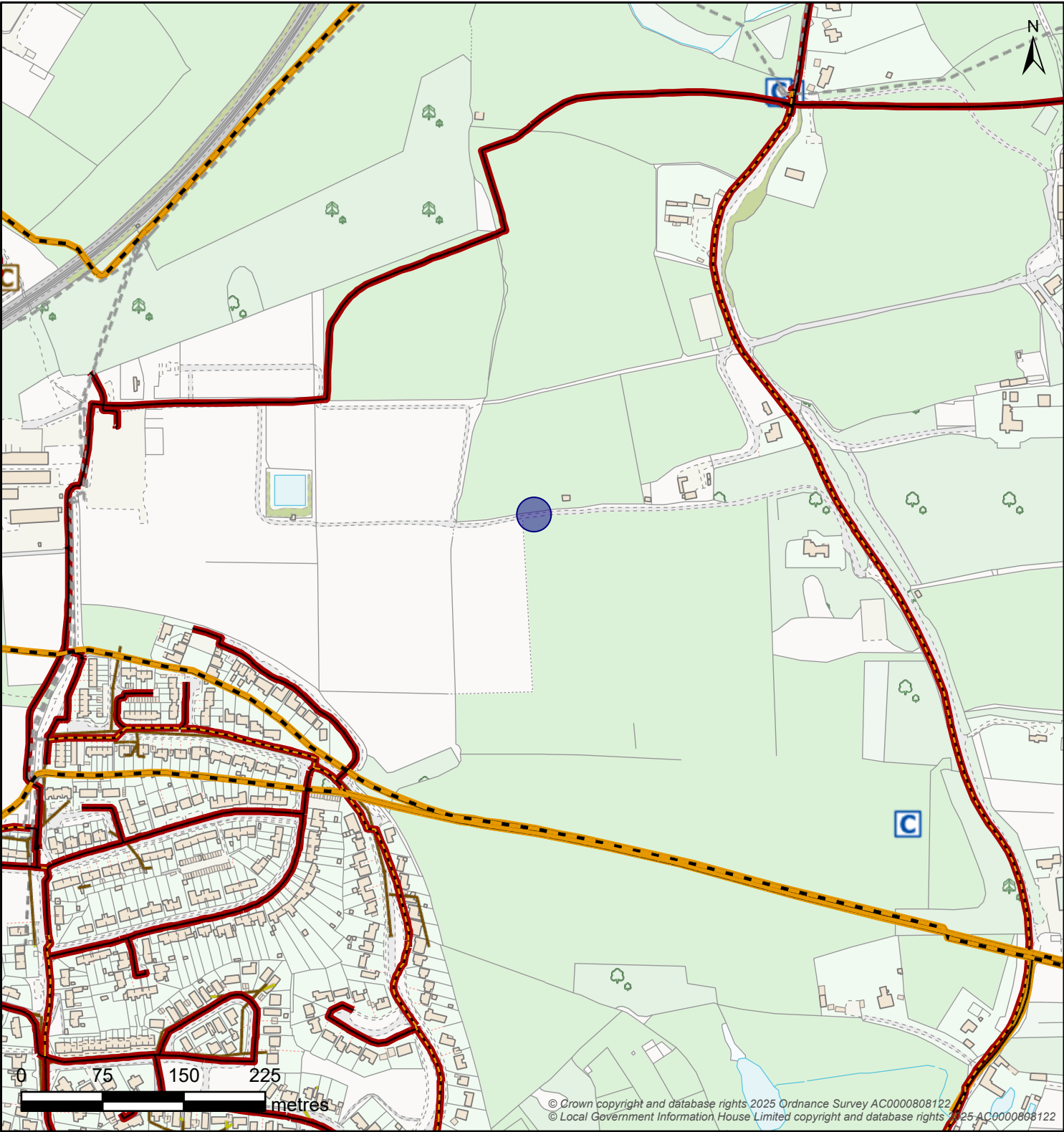
For further advice, please contact Southern Water, Southern House, Yeoman Road, Worthing, West Sussex, BN13 3NX (Tel: 0330 303 0119)

Website: southernwater.co.uk or by email at: SouthernWaterPlanning@southernwater.co.uk

Yours faithfully,

Future Growth Planning Team

southernwater.co.uk/developing-building/planning-your-development






































© Crown copyright and database rights 2025 Ordnance Survey AC0000808122
© Local Government Information House Limited copyright and database rights 2025 AC0000808122

Map Title: SW Print

Printed By: Kelly.Donaldson
Date Printed: 06/02/2025
Map Scale: 5000

The information provided is believed to be correct but is provided on an 'as is' basis and without any warranty or condition express or implied, statutory or otherwise as to its quality or fitness for purpose. Actual positions of assets should always be determined on site.



Boundary Box		Break Pressure Tank		Capped End		Hydrant		
 Boundary Box	 Break Pressure Tank	 Capped End	 Emptying Plug	 Fire Hydrant	 Washout Hydrant			
Pressure Monitoring		Service Reservoir		Meter		Valve – Controllable		
 Logger	 Covered	 Tower	 Meter	 Open Valve	 Closed Valve	 Stop Tap		
Site			Valve – Flow					
 Abstraction Point	 Supply Works	 Air Valve	 Non-Return Valve	 Washout Empty Valve				
 Booster Station	 Transfer Station	Valve – Pressure			Pipe Bridge			
 Surface Reservoir	 Underground Source	 Pressure Reducing Valve	 Pressure Sustaining Valve	 Pipe Bridge				
Water Pipe				Water Area				
 Communication	 Trunk	 Decommissioned		 Water Supply Zone	 District Meter Area			
 Distribution	 Raw	 Discolouration						
 Non-Potable	 Private							