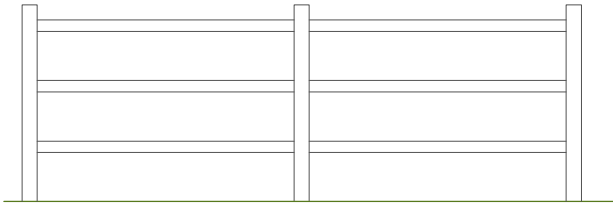


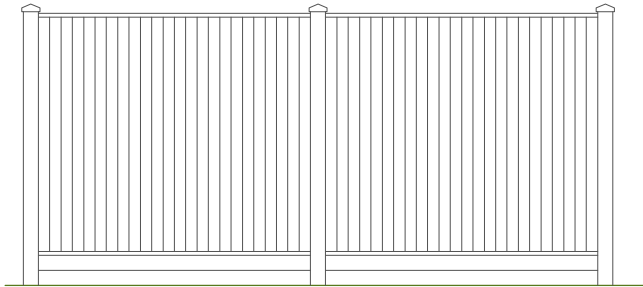
Bin & Bike Store

1:50 PROPOSED



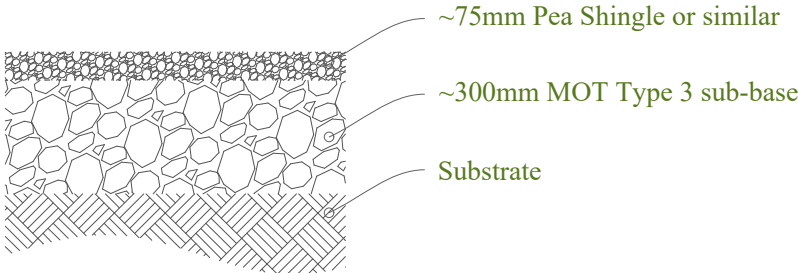
Typical 1.2m timber post & rail fence

1:50 PROPOSED



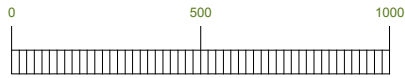
Typical 1.8m concrete post and timber close boarded fence

1:50 PROPOSED

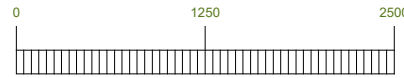


Typical permeable surfacing

1:20 PROPOSED



SCALE BAR: 1:20 MM



SCALE BAR: 1:50 MM

This drawing is the copyright of Promethean Planning Ltd but may be used for planning purposes by the Local Authority without breach of copyright.

Do not scale from this drawing unless for Local Authority planning purposes.

All dimensions must be checked on site prior to commencement of works.

Construction (Design and Management) Regulations 2015

This drawing is intended for Planning purposes only and as such does not highlight residual design related health and safety risks.

This information can be provided on request; however, it is anticipated that the full extent of residual risks will be identified during the detailed Building Regulations or construction design Status and prior to construction works commencing on site.

All responsibilities and duties of Principle Designer as stated within the above regulations now revert to the client unless Promethean Planning are appointed to undertake Building Regulations or construction drawings.



Suite 114
26 The Hornet
Chichester
West Sussex
PO19 7BB

tel: 01243 201 102
email: enquiries@prometheanplanning.co.uk
web: www.prometheanplanning.co.uk

Address
Land West Of Parsons Field
Stables, Pickhurst Lane,
Pulborough, West Sussex, RH20
1DA

Drawing No. 2507PI_100

Scale @ A3 As Indicated

Job No. 2507PI

Drawn By MD

Checked By BK

Drawn On 08.10.2025

Issued On 09.10.2025

Status Proposed

Drawing Refuse, Boundary & Surfacing

Submission Planning

Revision 000

