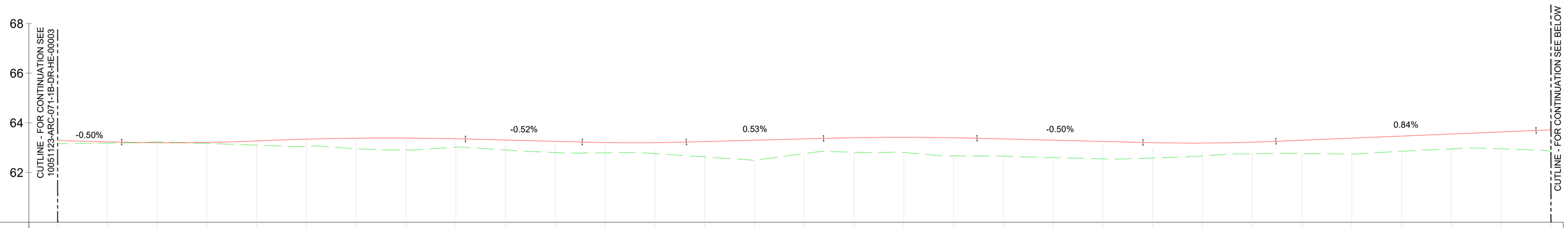

CHAINAGE (m)	EXISTING LEVELS (m)	PROPOSED LEVELS (m)	LEVEL DIFFERENCE (m)
2630.00	63.163	63.289	0.127
2640.00	63.184	63.239	0.055
2650.00	63.228	63.202	-0.026
2660.00	63.173	63.212	0.039
2670.00	63.102	63.273	0.172
2680.00	63.055	63.344	0.289
2690.00	62.955	63.383	0.427
2700.00	62.905	63.387	0.482
2710.00	63.016	63.359	0.343
2720.00	62.908	63.308	0.399
2730.00	62.801	63.256	0.455
2740.00	62.794	63.209	0.415
2750.00	62.762	63.206	0.444
2760.00	62.626	63.249	0.622
2770.00	62.499	63.301	0.802
2780.00	62.761	63.354	0.593
2790.00	62.817	63.401	0.584
2800.00	62.810	63.416	0.606
2810.00	62.672	63.399	0.726
2820.00	62.655	63.352	0.697
2830.00	62.602	63.302	0.701
2840.00	62.551	63.252	0.701
2850.00	62.586	63.203	0.617
2860.00	62.669	63.188	0.519
2870.00	62.756	63.223	0.467
2880.00	62.763	63.301	0.538
2890.00	62.747	63.385	0.637
2900.00	62.858	63.468	0.610
2910.00	62.950	63.552	0.602
2920.00	62.953	63.635	0.682
2930.00	62.863	63.717	0.854

SUPERELEVATION
Right hand side
Left hand side

2.5%
-2.5%

HORIZONTAL GEOMETRY (m): L=485.116; R=1020.000 Lc=108.565; L=209.362

VERTICAL GEOMETRY (m): G=-0.50% L=63.823; R=2000.000 K=20.000 L=27.432; R=3000.000 K=30.000 L=41.639; G=-0.52% L=23.470; R=2000.000 K=20.000 L=20.899; G=0.53% L=27.557; R=3000.000 K=30.000 L=30.837; G=-0.50% L=33.335; R=2000.000 K=20.000 L=26.711; G=0.84% L=52.260; R=3000.000 K=30.000 L=86.028

PHASE 1B MAINLINE CH: 2630.00 TO CH: 2930.00
SCALE: H 1:500,V 1:100

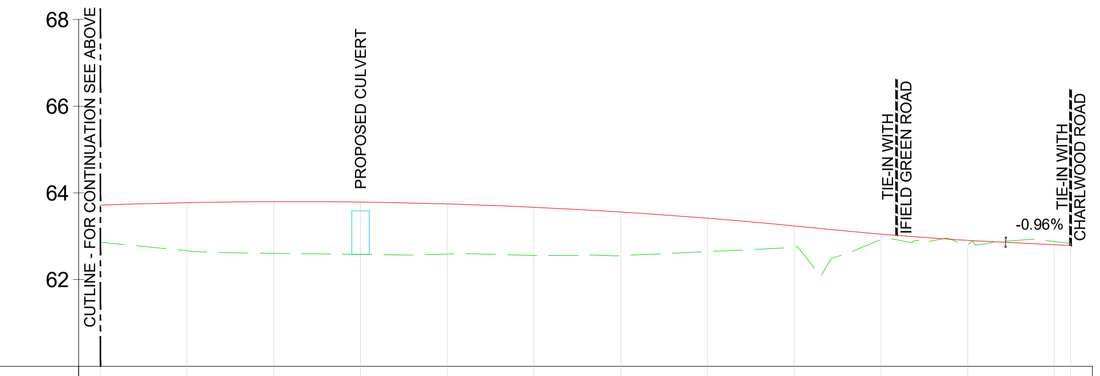

CHAINAGE (m)	EXISTING LEVELS (m)	PROPOSED LEVELS (m)	LEVEL DIFFERENCE (m)
2930.00	62.863	63.717	0.854
2940.00	62.664	63.774	1.110
2950.00	62.607	63.798	1.191
2960.00	62.581	63.788	1.207
2970.00	62.591	63.745	1.154
2980.00	62.559	63.668	1.110
2990.00	62.554	63.559	1.005
3000.00	62.647	63.416	0.768
3010.00	62.753	63.239	0.486
3020.00	62.909	63.050	0.140
3030.00	62.802	62.906	0.105
3040.00	62.877	62.805	-0.072
3041.87	62.831	62.787	-0.044

SUPERELEVATION
Right hand side
Left hand side

2.5%
-2.5%

HORIZONTAL GEOMETRY (m): L=209.362

VERTICAL GEOMETRY (m): R=3000.000 K=30.000 L=86.028; R=2000.000 K=20.000 L=21.344; G=-0.96% L=7.777

PHASE 1B MAINLINE CH: 2930.00 TO CH: 3042.12
SCALE: H 1:500,V 1:100

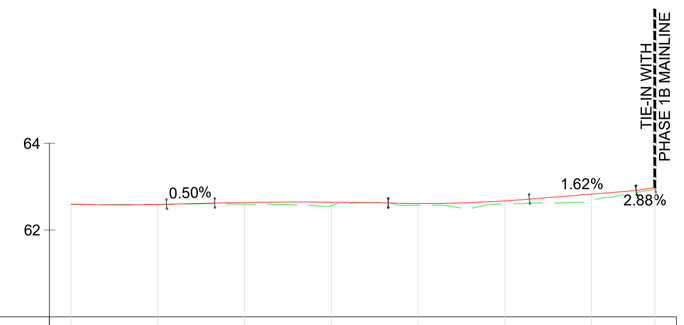

CHAINAGE (m)	EXISTING LEVELS (m)	PROPOSED LEVELS (m)	LEVEL DIFFERENCE (m)
00.000	62.594	62.594	0.000
10.000	62.586	62.590	0.004
20.000	62.598	62.636	0.039
30.000	62.562	62.644	0.082
40.000	62.575	62.613	0.038
50.000	62.602	62.672	0.070
60.000	62.676	62.829	0.153
67.301	62.936	62.974	0.038

HORIZONTAL GEOMETRY (m): L=9.150; R=1000.000 Lc=10.535; L=47.616

VERTICAL GEOMETRY (m): R=1100.000 K=11.000 L=11.000; G=0.50% L=5.559; R=2000.000 K=20.000 L=20.000; R=768.684 K=7.687 L=16.276; G=1.62% L=12.324; G=2.88% L=2.142

IFIELD GREEN ROAD CH: 0.00 to CH: 67.30
SCALE: H 1:500,V 1:100

V 0 5 10 METRES — SCALE 1:100 (A1) SCALE 1:200 (A3)

H 0 10 20 30 40 50 METRES — SCALE 1:500 (A1) SCALE 1:1000 (A3)

NOTES:-
1. ALL DIMENSIONS ARE IN METRES UNLESS STATED OTHERWISE.
2. THIS DRAWING IS TO BE READ IN CONJUNCTION WITH 100 SERIES GENERAL ARRANGEMENT PLANS.
3. FOR GENERAL ARRANGEMENT DRAWING REFER 10051123-ARC-010-1B-DR-HE-00001 TO 00007.

LEGEND:-
- EXISTING LEVELS
- PROPOSED LEVELS
- PROPOSED CULVERT

Rev	Date	Description	Prod.	Chk.	Rev.	App.
P01	26/10/23	First Issue	SC	TC	AP	SD
P02	13/03/24	EIA Fix	TT	TC	AP	SD
P03	02/08/24	For Planning Application	TT	TC	AP	SD
P04	17/06/25	Issued for planning	VK	SP	AP	SD

Homes England

Project:
West of Ifield

Site
Ifield, Crawley
West Sussex

Client
Homes England
Arpley House, 110 Birchwood Boulevard
Birchwood,
Warrington
WA3 7QH

ARCADIS

Registered office:
80 Fenchurch Street
London
EC3M 4BY

Coordinating office:
80 Fenchurch Street
London
EC3M 4BY
Tel: 44 (0)20 7812 2000

www.arcadis.com

© Copyright reserved

Drawing Title:
WEST OF IFIELD
PHASE 1B HIGHWAY
LONG SECTION
SHEET 4 OF 6

Designed: T.Chaudhry	Signed: Digitally Signed	Date: 11/06/25
Produced: v.k	Signed: Digitally Signed	Date: 11/06/25
Checked: S.Panesar	Signed: Digitally Signed	Date: 11/06/25
Reviewed: A.Pegler	Signed: Digitally Signed	Date: 12/06/25
Approved: S.Davies	Signed: Digitally Signed	Date: 17/06/25
Design Stage: Detailed Design		
Original Size: A1	Grid: OS	Datum: AOD
Suitability Code: A3	Scale: 1:500	Project Number: 10051123

Suitability Description:
Definition Design Stage Complete
Authorized and Accepted

Drawing Number: 10051123 - ARC - 071 - 1B - DR - HE - 00004

Revision: P04