## Section 1

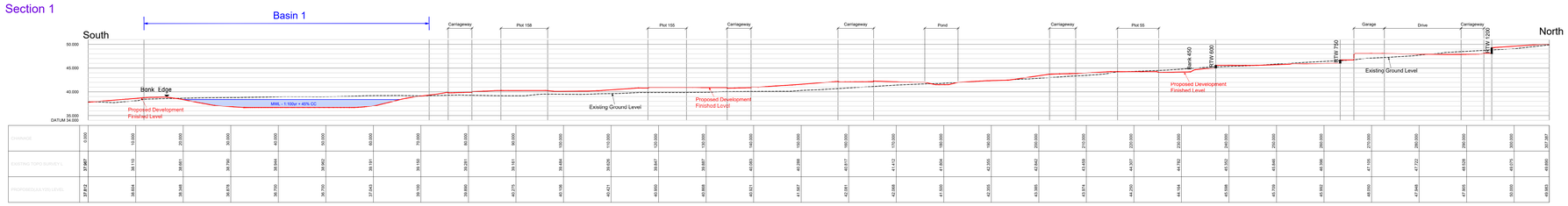


## Section 2

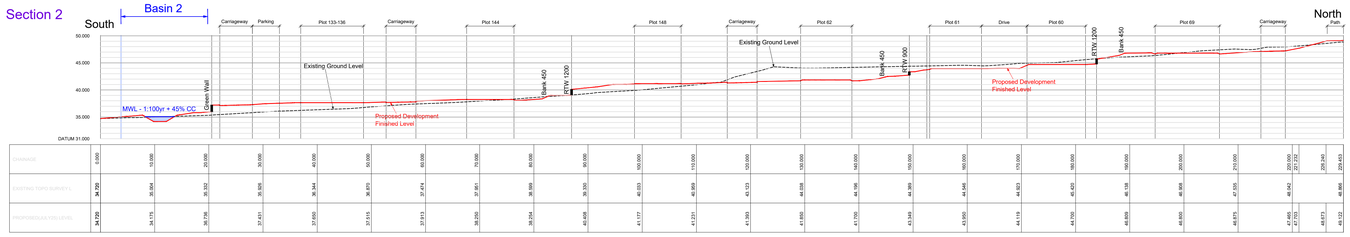


## Section 3




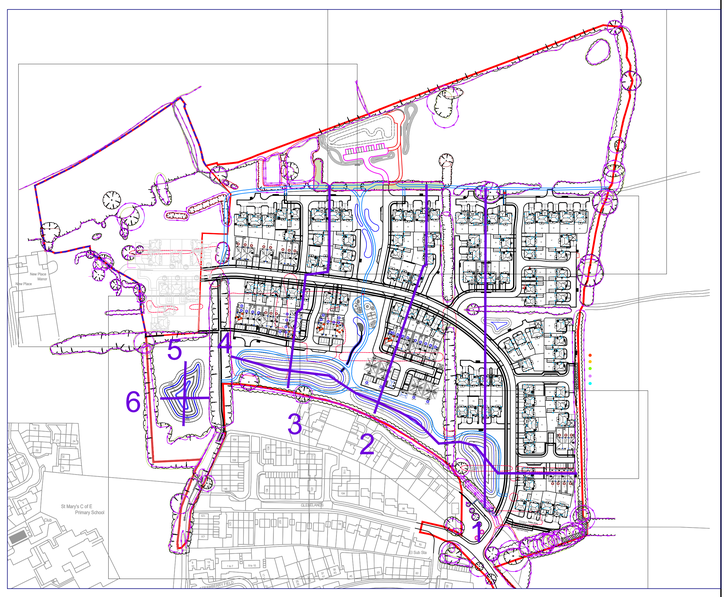


## Section 4

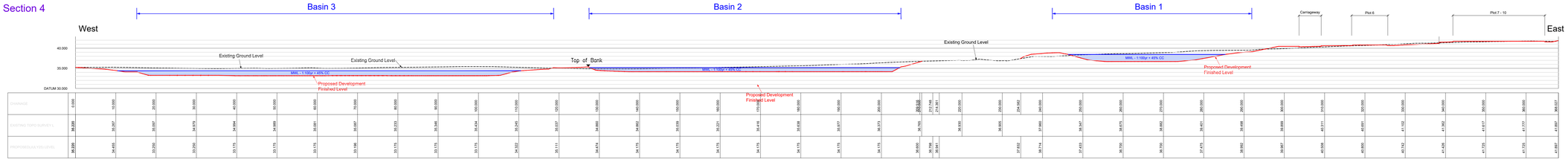


Section 4

## Section 5

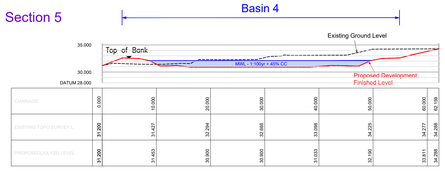


## Section 6

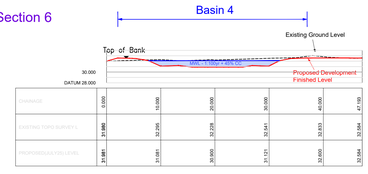


## CIVIL / STRUCTURAL DESIGN RISK MANAGEMENT

Abnormal or unusual residual risks associated with the design outcomes shown on this drawing are:–

RSK LDE LTD has followed its Design Risk Management process for Hazard Elimination and Risk reduction in developing the designs shown on this drawing.
Abnormal or unusual residual risks may be shown above where it is considered that such risk may not normally be expected by competent persons engaged on work of this nature or type.

Notes:

1. This drawing is to be read in conjunction with all relevant Architects and Engineers drawings and specifications.
2. Layout based on the Finc Architects Layout dated 2024.10.24.
3. Topo Survey information taken from NJC Surveys Drawing S1572, dated March 2019
4. All levels quoted are in metres A.O.D.
5. For Longitudinal Sections see Drawing No's 8013-8022
6. For Drainage Layout see Drawing No's. 8301-8302.
7. For Levels Layout see Drawing 8201-8202
8. All plot accesses are to be either level, stepped or ramped in accordance with The Building Regulations 2010 Part M and are indicated on this drawing.
9. All roads to be to West Sussex adoptable standards, although the road network will not be offered for adoption.

| Rev. | Date | Amendment | Drawn | Chkd. | Appd. |
|---|---|---|---|---|---|
| P03 | 02.07.2025 | Updated to suit new layout | JON | GXA | AM |
| P02 | 13.12.2024 | Issued for PLANNING RESUBMISSION | SH | GXA | AM |
| P01 | 25.10.24 | For Planning. | SH | GXA | AM |


LDE
CIVILS | STRUCTURES | HYDROLOGY
an RSK company
Abbey Park
Humber Road
Coventry
CV3 4AQ
United Kingdom
Tel: +44 (0) 24 7650 5600
Fax: +44 (0) 24 7650 1417
Email: info@rsk.co.uk
Web: www.rsk.co.uk


Client
BARRATT DAVID WILSON (SOUTHERN COUNTIES)

Project Title
NEW PLACE FARM, PULBOROUGH, WEST SUSSEX

Status
PLANNING

Drawing Title
SITE SECTIONS

| Drawn | Date | Checked | Date | Approved | Date |
|---|---|---|---|---|---|
| SH | 25.10.24 | GXA | 25.10.24 | AM | 25.10.24 |

| Scale | Orig Size | Dimensions |
|---|---|---|
| 1:500 | A0 | m |

Project No. 890815

Drawing File: 890815-RSK-ZZ-XX-DR-C-8410 Site Sections MASTER.dwg

| Drawing No. | | | | | | | | Rev. |
|---|---|---|---|---|---|---|---|---|
| 890815 | RSK | ZZ | XX | DR | C | 8410 | | P03 |
| Project | Orig. | Vol./Sys. | Lev./Loc. | Type | Role | Draw. No. | | |

Scale 1:500
0 5 10 15 20 25m